伊戈尔电气股份有限公司

EAGLERISE ELECTRIC & ELECTRONIC (CHINA)CO.,LTD.

地址：广东省佛山市南海区简平路桂城科技园A3号 邮编: 528200

Add: A3 Guicheng Science & Technology Park, Jianping Road, Nanhai, Foshan, Guangdong, 528200, China

制造基地：广东省佛山市顺德区北滘镇环镇东路四号

Address Of Manufactory: No. 4, East Huanzhen Road, Beijiao, Shunde, Foshan, Guangdong, 528000, China

电话(Tel)：(86 757) 86256831 86255247 传真(Fax)：(86 757) 86259260 86256780

邮箱(E-mail)：sales@eaglerise.com 网址Http://www.eaglerise.com

LED驱动器

LED Driver

2015年

EAGLERISE 伊戈尔

EAGLERISE

公司简介

Company profile

伊戈尔电气股份有限公司始创于二十世纪九十年代中国佛山，现有4个生产基地，3个研发中心，拥有标准厂房14万平方米，员工约2100余人，是一家致力于向全球市场提供变压器产品和电源产品的专业供应商，主要产品系列有电感模式电源产品、电子模式电源产品、特种变压器及电力变压器等四大类，三百余个品种，广泛应用于照明、电力、新能源、工控等行业。伊戈尔电气坚持以市场为导向，以客户为中心，在中国北京、上海、日本、美国、德国、孟加拉分别设有驻外机构，在全球范围内围绕着有价值的客户群，建立并发展着互惠互利的良好合作关系。

Eaglerise Electric & Electronic (China) Co., Ltd. was first established in 1990s in Foshan, China. Now we have 4 production bases, 3 R&D centers, 140,000 square meters manufacturing plant and about 2100 employees. Our mission is to provide our quality transformers, power supplies and core of transformer to the global market. Our main product lines include 4 major categories and over 300 models covering electromagnetic mode product, electronic mode power supply, special type transformer, power transformer.The applications cover lighting, new energy, electricity utility,industrial control, etc. To follow markets and focus on customers, Eaglerise opened its sales and marketing branches in Beijing,Shanghai, Japan, USA, Germany and Bangladesh. Eaglerise is proud of being a valuable and loyal cooperator to all its customers, suppliers and business partners.

Contact Us 联系我们

佛山总部
Foshan Headquarter
佛山市南海区简平路桂城科技园A3号
A3 Guicheng Science&Technology Park,Jianping Road,Nanhai,Foshan Guangdong,528200,China
Tel:+86-757-86256831 86255247
Fax:+86-757-86269260 86256780
E-mail:sales@eaglerise.com
Http:www.eaglerise.com

的特子公司
Delight Amorphous Electric Co.,Ltd
Luoge Park,Chancheng Economic Development District,Foshan, Guangdong,China
Tel:+86-757-82523588
Fax:+86-757-82523513
E-mail:sales@delightelectric.com
Http: www. delightelecteic. com

上海分公司
Shanghai Eaglerise Co.,Ltd
上海市嘉定区银杏路659号11楼
11Building No 659 Yinxing Road Shanghai 201802
Tel:+86-21-55511466
Fax:+86-21-65360569
E-mail:sales@eaglrise.com

德国子公司(汉堡)
Sunrise Power Transformers GmbH
Frankenstr.35 20097Hamburg,Germany
Tel:+49-40-21983677 21983678
Fax:+49-40-21983816
E-mail:info@sunrise-trafo.de
Http:www.sunrise-trafo.de

美国子公司(费城)
Eaglerise E & E Inc. (Philadelphia)
320 Constance Dr., Unit 1 Warminster, PA18974 U.S.A.
Tel: +001-267-387-6022
Fax:+001-267-387-6341
E-mail: sales@useaglerise.com
Http:www.useaglerise.com

北京分公司
Beijing Eaglerise Co.,Ltd
北京市海淀区西三旗桥上奥世纪中心B座1412室
Tel：+86-10-82967875，82967893
Fax:+86-10-82967875-607
E-mail: sales@eaglerise. com

日本子公司(福冈)
Eaglerise Japan Co.,Ltd
5-55-7 Tanotsu Higashi-ku Fukuoka,Japan
Tel: 81-92-2925869
Fax:81-92-2925879
E-mail:wei@eaglerise.co.jp
Http: www.eaglerise.co.jp

美国子公司(洛杉矶)
Eaglerise E&E Inc.(Los Angeles)
660 N.Diamond Bar,Blve.,Suite 207 Diamond Bar,CA91765
Tel:+001-909-860-1880
Fax:+001-909-860-1887
E-mail:sales@useaglerise.cm
Http:www.eaglerise.com

孟加拉子公司(达卡)
Eaglerise E&E Co.,Ltd.(BD)
House No.408/2,Road No.7(west side), DOHS,Baridhara.Dhaka,Bangladesh.
Tel:00880-6662604127
E-mail: Sales@eaglerise.com

目录 CONTENTS

- Constant Current LED Driver——LED恒流驱动电源
  - Small Power Driver With Low Ripple 01-03
  - Round Shape Driver 04-05
  - Square Shape Driver 06
  - High PF Driver For EU 08-09
  - High PF Driver For Universal 10-11
  - High PF Driver With Low Ripple 12-13
- Dimmable LED Driver——LED可调光驱动电源
  - Triac Dimmable Driver With Low Ripple 14-16
  - 0-10V Dimmable Driver For Universal(PWM) 17
  - 0-10V Dimmable Driver For EU(PWM) 18
  - RF Control Dimmable Driver With CCT 19
  - DALI Dimmable Driver With Low Ripple 20
  - Constant Voltage Dimmable Driver 21
- Super Thin LED Driver——LED超薄驱动电源
  - Constant Current Driver 22
  - Constant Voltage Driver 23
- Constant Voltage LED Driver——LED恒压驱动电源
  - EU Version Driver 24-26
- Plug-in LED Driver——LED插墙式驱动电源
  - EU Version Constant Voltage Driver 27-28
- Water Proof LED Driver——LED防水驱动电源
  - Constant Current Driver 29-30
  - Constant Voltage Driver 31
- LED Power Supply——LED大功率电源
  - Constant Voltage Driver For Universal 32
  - Constant Current Driver For Universal 33
- Constant Current High PF Driver With T5/T8 Case —— T5/T8管外壳恒流源 34
- Constant Voltage Driver For Led Light Strip——LED灯带用恒压源 34
- Naming Rule of LED Power Supply（4.6 version）—— LED驱动器命名规则(4.6版) 35
- Eaglerise Other Products For Lighting——伊戈尔其他照明类产品
  - Transformer/Ballast 36

Constant Current : Small Power Driver With Low Ripple

Feature

- Installation:Built-in
- Supply connection:Lead wire or terminal block.
- Load connection: Series connection.
- Short circuit protection: Thermal protection.

Compliance

- Magnetic Emission EN55015
- Harmonic EN61000-3-2.
- Flicker EN61000-3-3.Immunity EN61547.
- Safety IEC61347-1,IEC61347-2-13;

SELV

Model	Input Voltage	Constant Current	Operating Voltage Range	Ta	Tc	Typical Efficiency	Standby Power	Power Factor	Dimensions		
									L(mm)	W(mm)	H(mm)
EBP003C0350SS	100-240VAC 50/60Hz	DC350mA	2.8-12V	50℃	75℃	≥73%	<0.3W	≥0.5	52.5	28.5	21
EBP003C0500SS	100-240VAC 50/60Hz	DC500mA	2.5-8V	50℃	75℃	≥68%	<0.3W	≥0.5	52.5	28.5	21
EBP003C0700SS	100-240VAC 50/60Hz	DC700mA	2.5-4V	50℃	75℃	≥64%	<0.3W	≥0.5	52.5	28.5	21

SELV

step path of current is 50mA

Model	Input Voltage	Constant Current	Operating Voltage Range	Ta	Tc	Typical Efficiency	Standby Power	Power Factor	Dimensions		
									L(mm)	W(mm)	H(mm)
ELP3X1LS	100-240VAC 50/60Hz	DC350mA	3-10.5V	50℃	80℃	≥74%	<0.3W	≥0.5	50	40.8	21.5
EBP006C0150SS	220-240VAC 50/60Hz	DC150mA	20-40V	50℃	75℃	≥82%	<0.3W	≥0.5	52	43.5	22
I	I	I	I	I	I	I	I	I	I	I	I
EBP006C0700SS	220-240VAC 50/60Hz	DC700mA	5.5-11V	50℃	75℃	≥80%	<0.3W	≥0.5	52	43.5	22
EBP009C0150SS	220-240VAC 50/60Hz	DC150mA	38-57V	50℃	80℃	≥80%	<0.3W	≥0.5	52	43.5	22
I	I	I	I	I	I	I	I	I	I	I	I
EBP009C0700SS	220-240VAC 50/60Hz	DC700mA	8-13V	50℃	80℃	≥78%	<0.3W	≥0.5	52	43.5	22

Constant Current : Small Power Driver With Low Ripple

Feature

- Installation: Independent.
- Supply connection: Terminal block.
- Load connection: Series connection.
- Short circuit protection.

Compliance

- Magnetic Emission EN55015
- Harmonic EN61000-3-2.
- Flicker EN61000-3-3.Immunity EN61547.
- Safety EN61347-1,EN61347-2-13;

SELV

6W(step path of current is 50mA)

Model	Input Voltage	Constant Current	Operating Voltage Range	Ta	Tc	Typical Efficiency	Standby Power	Power Factor	Dimensions		
									L(mm)	W(mm)	H(mm)
EIP006C0250SH	100-240VAC 50/60HZ	DC250mA	8.4-240V	50℃	85℃	80%	≤0.1W	>0.8	68.5	35	20
EIP006C0300SH	100-240VAC 50/60HZ	DC300mA	7-20V	50℃	85℃	80%	≤0.1W	>0.8	68.5	35	20
I	I	I	I	I	I	I	I	I	I	I	I
EIP006C0700SH	100-240VAC 50/60HZ	DC700mA	3.6-10V	50℃	85℃	75%	≤0.1W	>0.8	68.5	35	20

SELV

8W(step path of current is 50mA)

Model	Input Voltage	Constant Current	Operating Voltage Range	Ta	Tc	Typical Efficiency	Standby Power	Power Factor	Dimensions		
									L(mm)	W(mm)	H(mm)
EIP008C0120LHS	100-240VAC 50/60Hz	DC120mA	33.5-67V	50℃	80℃	86%	<0.3W	≥0.5	88	39	22.5
EIP008C0150LHS	100-240VAC 50/60Hz	DC150mA	26-53.5V	50℃	80℃	86%	<0.3W	≥0.5	88	39	22.5
I	I	I	I	I	I	I	I	I	I	I	I
EIP008C0700LHS	100-240VAC 50/60Hz	DC700mA	5.6-11.5V	50℃	80℃	78%	<0.3W	≥0.5	88	39	22.5

Constant Current : Small Power Driver With Low Ripple

SELV

Feature

- Installation: Independent.
- Supply connection: Terminal block.
- Load connection: Series connection.
- Short circuit protection: Thermal protection.

Compliance

- Magnetic Emission EN55015
- Harmonic EN61000-3-2.
- Flicker EN61000-3-3.Immunity EN61547.
- Safety IEC61347-1,IEC61347-2-13; IEC60598-1,IEC60598-2-6;

8W (step path of current is 50mA)

Model	Input Voltage	Constant Current	Operating Voltage Range	Ta	Tc	Typical Efficiency	Standby Power	Power Factor	Dimensions		
									L(mm)	W(mm)	H(mm)
EIP008C0200LS	220-240VAC50/60HZ	DC200mA	20-40V	50℃	75℃	82%	<0.3W	>0.8	88	39	22.5
EIP008C0250LS	220-240VAC 50/60Hz	DC250mA	16-32V	50℃	75℃	82%	<0.3W	>0.8	88	39	22.5
EIP008C0300LS	220-240VAC 50/60Hz	DC300mA	13-26V	50℃	75℃	81%	<0.3W	>0.8	88	39	22.5
EIP008C0350LS	220-240VAC 50/60Hz	DC350mA	11.5-23V	50℃	75℃	80%	<0.3W	>0.8	88	39	22.5
I	I	I	I	I	I	I	I	I	I	I	I
EIP008C1000LS	220-240VAC 50/60Hz	DC1000mA	4-8V	50℃	75℃	76%	<0.3W	>0.8	88	39	22.5

12W (step path of current is 50mA)

Model	Input Voltage	Constant Current	Operating Voltage Range	Ta	Tc	Typical Efficiency	Standby Power	Power Factor	Dimensions		
									L(mm)	W(mm)	H(mm)
EIP012C0250LS	220-240VAC 50/60Hz	DC250mA	24-48V	50℃	75℃	85%	<0.3W	>0.8	88	39	22.5
EIP012C0300LS	220-240VAC 50/60Hz	DC300mA	20-40V	50℃	75℃	84%	<0.3W	>0.8	88	39	22.5
EIP012C0350LS	220-240VAC 50/60Hz	DC350mA	17-34V	50℃	75℃	83%	<0.3W	>0.8	88	39	22.5
I	I	I	I	I	I	I	I	I	I	I	I
EIP012C1200LS	220-240VAC 50/60Hz	DC1200mA	5-10V	50℃	75℃	76%	<0.3W	>0.8	88	39	22.5

16W (step path of current is 50mA)

Model	Input Voltage	Constant Current	Operating Voltage Range	Ta	Tc	Typical Efficiency	Standby Power	Power Factor	Dimensions		
									L(mm)	W(mm)	H(mm)
EIP016C0350LS	220-240VAC 50/60Hz	DC350mA	23-46V	50℃	80℃	86%	<0.3W	>0.8	115	45	27.5
EIP016C0400LS	220-240VAC 50/60Hz	DC400mA	20-40V	50℃	80℃	85%	<0.3W	>0.8	115	45	27.5
EIP016C0450LS	220-240VAC 50/60Hz	DC450mA	18-36V	50℃	80℃	84%	<0.3W	>0.8	115	45	27.5
I	I	I	I	I	I	I	I	I	I	I	I
EIP016C1400LS	220-240VAC 50/60Hz	DC1400mA	6-11.4V	50℃	80℃	78%	<0.3W	>0.8	115	45	27.5

Constant Current : Round Shape Driver

SELV

Feature

- Installation: Built-in.
- Supply connection: Lead wire.
- Load connection: Series connection.
- Short circuit protection.

Compliance

- Magnetic Emission EN55015
- Harmonic EN61000-3-2.
- Flicker EN61000-3-3.Immunity EN61547.
- Safety IEC61347-1,IEC61347-2-13;

6W (step path of current is 50mA) (Low Ripple)

Model	Input Voltage	Constant Current	Operating Voltage Range	Ta	Tc	Typical Efficiency	Standby Power	Power Factor	Dimensions	
									Diameter(mm)	H(mm)
EBP006C0250CS	220-240VAC 50/60Hz	DC250mA	12-24V	50℃	80℃	81%	<0.3W	>0.8	Φ65	22.5
EBP006C0300CS	220-240VAC 50/60Hz	DC300mA	10-20V	50℃	80℃	80%	<0.3W	>0.8	Φ65	22.5
I	I	I	I	I	I	I	I	I	I	I
EBP006C0700CS	220-240VAC 50/60Hz	DC700mA	5.5-11V	50℃	80℃	76%	<0.3W	>0.8	Φ65	22.5

12W (step path of current is 50mA)

Model	Input Voltage	Constant Current	Operating Voltage Range	Ta	Tc	Typical Efficiency	Standby Power	Power Factor	Dimensions	
									Diameter(mm)	H(mm)
EBP012C0200CS	220-240VAC 50/60Hz	DC200mA	40-60V	50℃	75℃	85%	<0.3W	>0.9	Φ65	26
EBP012C0250CS	220-240VAC 50/60Hz	DC250mA	32-48V	50℃	75℃	85%	<0.3W	>0.9	Φ65	26
I	I	I	I	I	I	I	I	I	Φ65	26
EBP012C0700CS	220-240VAC 50/60Hz	DC700mA	11-17. 5V	50℃	75℃	83%	<0.3W	>0.9	Φ65	26

18W (step path of current is 50mA)

Model	Input Voltage	Constant Current	Operating Voltage Range	Ta	Tc	Typical Efficiency	Standby Power	Power Factor	Dimensions	
									Diameter(mm)	H(mm)
EBP018C0300CS	220-240VAC 50/60Hz	DC300mA	42-62V	50℃	75℃	86%	<0.5W	>0.9	Φ65	26
EBP018C0350CS	220-240VAC 50/60Hz	DC350mA	34-52V	50℃	75℃	88%	<0.5W	>0.9	Φ65	26
I	I	I	I	I	I	I	I	I	I	I
EBP018C1000CS	220-240VAC 50/60Hz	DC1000mA	12-18V	50℃	75℃	85%	<0.5W	>0.9	Φ65	26

25W (step path of current is 100mA)

Model	Input Voltage	Constant Current	Operating Voltage Range	Ta	Tc	Typical Efficiency	Standby Power	Power Factor	Dimensions	
									Diameter(mm)	H(mm)
EBP025C0300CS	220-240VAC 50/60Hz	DC300mA	55-83V	50℃	85℃	87%	<0.3W	>0.9	Φ75	26
EBP025C0350CS	220-240VAC 50/60Hz	DC350mA	48-72V	50℃	85℃	86%	<0.3W	>0.9	Φ75	26
I	I	I	I	I	I	I	I	I	I	I
EBP025C1200CS	220-240VAC 50/60Hz	DC1200mA	14-21V	50℃	85℃	82%	<0.3W	>0.9	Φ75	26

Constant Current : Round Shape Driver

Feature

- Installation : Built-in.
- Supply connection : Lead wire.
- Load connection : Series connection.
- Short circuit protection.

Compliance

- Magnetic Emission EN55015
- Harmonic EN61000-3-2.
- Flicker EN61000-3-3.Immunity EN61547.
- Safety EN61347-1,EN61347-2-13;

8W (step path of current is 50mA)

Model	Input Voltage	Constant Current	Operating Voltage Range	Ta	Tc	Typical Efficiency	Standby Power	Power Factor	Dimensions	
									Diameter(mm)	H(mm)
EBP008C0120C1	220-240VAC 50/60Hz	DC120mA	33.5-67V	50℃	75℃	81%	<0.3W	>0.45	Φ55	22.5
EBP008C0150C1	220-240VAC 50/60Hz	DC150mA	26-53.5V	50℃	75℃	80%	<0.3W	>0.45	Φ55	22.5
⋮	⋮	⋮	⋮	⋮	⋮	⋮	⋮	⋮	⋮	⋮
EBP008C0700C1	220-240VAC 50/60Hz	DC700mA	5.6-11.5V	50℃	75℃	76%	<0.3W	>0.45	Φ55	22.5

12W (step path of current is 50mA)

Model	Input Voltage	Constant Current	Operating Voltage Range	Ta	Tc	Typical Efficiency	Standby Power	Power Factor	Dimensions	
									Diameter(mm)	H(mm)
EBP012C0120C1	220-240VAC 50/60Hz	DC120mA	67-100V	50℃	75℃	85%	<0.3W	>0.45	Φ55	26
EBP012C0150C1	220-240VAC 50/60Hz	DC150mA	48-80V	50℃	75℃	84%	<0.3W	>0.45	Φ55	26
⋮	⋮	⋮	⋮	⋮	⋮	⋮	⋮	⋮	⋮	⋮
EBP012C0700C1	220-240VAC 50/60Hz	DC700mA	9-17.5V	50℃	75℃	78%	<0.3W	>0.45	Φ55	26

18W (step path of current is 50mA)

Model	Input Voltage	Constant Current	Operating Voltage Range	Ta	Tc	Typical Efficiency	Standby Power	Power Factor	Dimensions	
									Diameter(mm)	H(mm)
EBP018C0250C1	220-240VAC 50/60Hz	DC250mA	48-72V	50℃	85℃	85%	<0.3W	>0.9	Φ65	26
EBP018C0300C1	220-240VAC 50/60Hz	DC300mA	40-62V	50℃	85℃	85%	<0.3W	>0.9	Φ65	26
⋮	⋮	⋮	⋮	⋮	⋮	⋮	⋮	⋮	⋮	⋮
EBP018C0700C1	220-240VAC 50/60Hz	DC700mA	16-27V	50℃	85℃	81%	<0.3W	>0.9	Φ65	26

21W (step path of current is 50mA)

Model	Input Voltage	Constant Current	Operating Voltage Range	Ta	Tc	Typical Efficiency	Standby Power	Power Factor	Dimensions	
									Diameter(mm)	H(mm)
EBP021C0250C1	220-240VAC 50/60Hz	DC250mA	56-85V	50℃	85℃	86%	<0.3W	>0.9	Φ65	26
EBP021C0300C1	220-240VAC 50/60Hz	DC300mA	46-70V	50℃	85℃	85%	<0.3W	>0.9	Φ65	26
⋮	⋮	⋮	⋮	⋮	⋮	⋮	⋮	⋮	⋮	⋮
EBP021C0700C1	220-240VAC 50/60Hz	DC700mA	18-30V	50℃	85℃	81%	<0.3W	>0.9	Φ65	26

Constant Current : Square Shape Driver

Feature

- Installation:Built-in
- Supply connection:Terminal block
- Load connection : Series connection.
- Short circuit protection.

Compliance

- Magnetic Emission EN55015
- Harmonic EN61000-3-2.
- Flicker EN61000-3-3.Immunity EN61547.
- Safety IEC61347-1,IEC61347-2-13;

25W (step path of current is 50mA)

Model	Input Voltage	Constant Current	Operating Voltage Range	Ta	Tc	Typical Efficiency	Standby Power	Power Factor	Dimensions		
									L(mm)	W(mm)	H(mm)
EBP025C0350SS	220-240VAC 50/60Hz	DC350mA	48-72V	50℃	85℃	≥88%	≤0.5W	>0.9	106	68	22
EBP025C0400SS	220-240VAC 50/60Hz	DC400mA	37.5-62.5V	50℃	85℃	≥87%	≤0.5W	>0.9	106	68	22
⋮	⋮	⋮	⋮	⋮	⋮	⋮	⋮	⋮	⋮	⋮	⋮
EBP025C1200SS	220-240VAC 50/60Hz	DC1200mA	12.5-21V	50℃	85℃	≥86%	≤0.5W	>0.9	106	68	22

30W (step path of current is 50mA)

Model	Input Voltage	Constant Current	Operating Voltage Range	Ta	Tc	Typical Efficiency	Standby Power	Power Factor	Dimensions		
									L(mm)	W(mm)	H(mm)
EBP030C0500SSL	220-240VAC 50/60Hz	DC500mA	36-60V	50℃	85℃	≥88%	≤0.5W	>0.9	102.5	66.5	30
EBP030C0550SSL	220-240VAC 50/60Hz	DC550mA	32.5-54.5V	50℃	85℃	≥87%	≤0.5W	>0.9	102.5	66.5	30
⋮	⋮	⋮	⋮	⋮	⋮	⋮	⋮	⋮	⋮	⋮	⋮
EBP030C1200SSL	220-240VAC 50/60Hz	DC1200mA	15-25.5V	50℃	85℃	≥86%		>0.9			

40W (step path of current is 50mA)

Model	Input Voltage	Constant Current	Operating Voltage Range	Ta	Tc	Typical Efficiency	Standby Power	Power Factor	Dimensions		
									L(mm)	W(mm)	H(mm)
EBP040C0500SSL	220-240VAC 50/60Hz	DC500mA	48-80V	50℃	85℃	≥88%	≤0.3W	>0.9	102.5	66.5	30
EBP040C0550SSL	220-240VAC 50/60Hz	DC550mA	43.5-73V	50℃	85℃	≥87%	≤0.3W	>0.9	102.5	66.5	30
⋮	⋮	⋮	⋮	⋮	⋮	⋮	⋮	⋮	⋮	⋮	⋮
EBP040C1400SSL	220-240VAC 50/60Hz	DC1400mA	17.5-29V	50℃	85℃	≥86%	≤0.3W	>0.9			

50W (step path of current is 50mA)

Model	Input Voltage	Constant Current	Operating Voltage Range	Ta	Tc	Typical Efficiency	Standby Power	Power Factor	Dimensions		
									L(mm)	W(mm)	H(mm)
EBP050C0600SS	220-240VAC 50/60Hz	DC600mA	55-83.5V	50℃	85℃	≥88%	≤0.3W	>0.9	107.5	76	30
EBP050C0700SS	220-240VAC 50/60Hz	DC700mA	48-72V	50℃	85℃	≥87%	≤0.3W	>0.9	107.5	76	30
⋮	⋮	⋮	⋮	⋮	⋮	⋮	⋮	⋮	⋮	⋮	⋮
EBP050C1500SS	220-240VAC 50/60Hz	DC1500mA	22-33.5V	50℃	85℃	≥86%	≤0.3W	>0.9	107.5	76	30

Constant Current : High PF Driver For EU

SELV

Feature

- Installation: Independent.
- Supply connection: Terminal block.
- Load connection: Series connection.
- Short circuit protection: Thermal protection.

Compliance

- Magnetic Emission EN55015
- Harmonic EN61000-3-2.
- Flicker EN61000-3-3.Immunity EN61547.
- Safety EN61347-1,EN61347-2-13; EN60598-1,EN60598-2-6;

12W (step path of current is 50mA) CE

Model	Input Voltage	Constant Current	Operating Voltage Range	Ta	Tc	Typical Efficiency	Standby Power	Power Factor	Dimensions		
									L(mm)	W(mm)	H(mm)
EIP012C0200L1	220-240VAC 50/60Hz	DC200mA	40-60V	50℃	80℃	≥88%	<0.5W	>0.9	88	39	22.5
⋮	⋮	⋮	⋮	⋮	⋮	⋮	⋮	⋮	⋮	⋮	⋮
EIP012C0900L1	220-240VAC 50/60Hz	DC900mA	8-13.5V	50℃	80℃	≥81%	<0.5W	>0.9	88	39	22.5

16W (step path of current is 50mA) CE

Model	Input Voltage	Constant Current	Operating Voltage Range	Ta	Tc	Typical Efficiency	Standby Power	Power Factor	Dimensions		
									L(mm)	W(mm)	H(mm)
EIP016C0200L1	220-240VAC 50/60Hz	DC200mA	48-80V	50℃	80℃	≥88%	<0.5W	>0.9	115	45	27.5
⋮	⋮	⋮	⋮	⋮	⋮	⋮	⋮	⋮	⋮	⋮	⋮
EIP016C1000L1	220-240VAC 50/60Hz	DC1000mA	12-18V	50℃	80℃	≥81%	<0.5W	>0.9	115	45	27.5

21W (step path of current is 50mA) CE

Model	Input Voltage	Constant Current	Operating Voltage Range	Ta	Tc	Typical Efficiency	Standby Power	Power Factor	Dimensions		
									L(mm)	W(mm)	H(mm)
EIP021C0250L1	220-240VAC 50/60Hz	DC250mA	56-85V	50℃	85℃	≥88%	<0.5W	>0.9	115	45	27.5
⋮	⋮	⋮	⋮	⋮	⋮	⋮	⋮	⋮	⋮	⋮	⋮
EIP021C0900L1	220-240VAC 50/60Hz	DC900mA	14.5-24V	50℃	85℃	≥81%	<0.5W	>0.9	115	45	27.5

26W (step path of current is 50mA) CE

Model	Input Voltage	Constant Current	Operating Voltage Range	Ta	Tc	Typical Efficiency	Standby Power	Power Factor	Dimensions		
									L(mm)	W(mm)	H(mm)
EIP026C0250L1	220-240VAC 50/60Hz	DC250mA	69-104V	50℃	85℃	≥88%	<0.5W	>0.9	115	45	27.5
⋮	⋮	⋮	⋮	⋮	⋮	⋮	⋮	⋮	⋮	⋮	⋮
EIP026C1050L1	220-240VAC 50/60Hz	DC1050mA	15-25.5V	50℃	85℃	≥81%	<0.5W	>0.9	115	45	27.5

30W (step path of current is 50mA) CE

Model	Input Voltage	Constant Current	Operating Voltage Range	Ta	Tc	Typical Efficiency	Standby Power	Power Factor	Dimensions		
									L(mm)	W(mm)	H(mm)
EIP030C0300L1	220-240VAC 50/60Hz	DC300mA	67-100V	50℃	85℃	≥88%	<0.5W	>0.9	140	45	27.5
⋮	⋮	⋮	⋮	⋮	⋮	⋮	⋮	⋮	⋮	⋮	⋮
EIP030C1200L1	220-240VAC 50/60Hz	DC1200mA	15-25.5V	50℃	85℃	≥81%	<0.5W	>0.9	140	45	27.5

Constant Current : High PF Driver For EU

36W (step path of current is 50mA) CE

Model	Input Voltage	Constant Current	Operating Voltage Range	Ta	Tc	Typical Efficiency	Standby Power	Power Factor	Dimensions		
									L(mm)	W(mm)	H(mm)
EIP036C0400LS	220-240VAC 50/60Hz	DC400mA	60-90V	50℃	85℃	≥88%	<0.5W	>0.9	140	45	27.5
⋮	⋮	⋮	⋮	⋮	⋮	⋮	⋮	⋮	⋮	⋮	⋮
EIP036C1050LS	220-240VAC 50/60Hz	DC1050mA	24-36V	50℃	85℃	≥81%	<0.5W	>0.9	140	45	27.5

40W (step path of current is 50mA) CE

Model	Input Voltage	Constant Current	Operating Voltage Range	Ta	Tc	Typical Efficiency	Standby Power	Power Factor	Dimensions		
									L(mm)	W(mm)	H(mm)
EIP040C0500LS	220-240VAC 50/60Hz	DC500mA	48-80V	50℃	85℃	≥88%	<0.5W	>0.9	156	50	33
⋮	⋮	⋮	⋮	⋮	⋮	⋮	⋮	⋮	⋮	⋮	⋮
EIP040C1400LS	220-240VAC 50/60Hz	DC1400mA	17.5-29V	50℃	85℃	≥81%	<0.5W	>0.9	156	50	33

50W (step path of current is 50mA) CE

Model	Input Voltage	Constant Current	Operating Voltage Range	Ta	Tc	Typical Efficiency	Standby Power	Power Factor	Dimensions		
									L(mm)	W(mm)	H(mm)
EIP050C0600LS	220-240VAC 50/60Hz	DC600mA	50-83.5V	50℃	85℃	≥88%	<0.5W	>0.9	156	50	33
⋮	⋮	⋮	⋮	⋮	⋮	⋮	⋮	⋮	⋮	⋮	⋮
EIP050C1400LS	220-240VAC 50/60Hz	DC1400mA	21.5-36V	50℃	85℃	≥81%	<0.5W	>0.9	156	50	33

60W (step path of current is 50mA) CE

Model	Input Voltage	Constant Current	Operating Voltage Range	Ta	Tc	Typical Efficiency	Standby Power	Power Factor	Dimensions		
									L(mm)	W(mm)	H(mm)
EIP060C0600LS	220-240VAC 50/60Hz	DC600mA	66-100V	50℃	85℃	≥88%	<0.5W	>0.9	239	45.5	30
⋮	⋮	⋮	⋮	⋮	⋮	⋮	⋮	⋮	⋮	⋮	⋮
EIP060C1800LS	220-240VAC 50/60Hz	DC1800mA	22-33.5V	50℃	85℃	≥81%	<0.5W	>0.9	239	45.5	30

Constant Current : High PF Driver For EU

SELV

70W (step path of current is 50mA)

Model	Input Voltage	Constant Current	Operating Voltage Range	Ta	Tc	Typical Efficiency	Standby Power	Power Factor	Dimensions		
									L(mm)	W(mm)	H(mm)
EIP070C0700LSL	220-240VAC 50/60Hz	DC700mA	66.5-100V	50℃	85℃	≥88%	<0.5W	>0.9	157	54	36
⋮	⋮	⋮	⋮	⋮	⋮	⋮	⋮	⋮	⋮	⋮	⋮
EIP070C1800LSL	220-240VAC 50/60Hz	DC1800mA	26-39.5V	50℃	85℃	≥81%	<0.5W	>0.9	157	54	36

12W (step path of current is 50mA)

Model	Input Voltage	Constant Current	Operating Voltage Range	Ta	Tc	Typical Efficiency	Standby Power	Power Factor	Dimensions		
									L(mm)	W(mm)	H(mm)
EIP012C0120L2	220-240VAC 50/60Hz	DC120mA	66-100V	50℃	80℃	≥88%	<0.5W	>0.9	105	42	24
⋮	⋮	⋮	⋮	⋮	⋮	⋮	⋮	⋮	⋮	⋮	⋮
EIP012C0700L2	220-120VAC 50/60Hz	DC700mA	10.5-17.5V	50℃	80℃	≥81%	<0.5W	>0.9	105	42	24

16W (step path of current is 50mA)

Model	Input Voltage	Constant Current	Operating Voltage Range	Ta	Tc	Typical Efficiency	Standby Power	Power Factor	Dimensions		
									L(mm)	W(mm)	H(mm)
EIP016C0200L2	220-240VAC 50/60Hz	DC200mA	40-82V	50℃	85℃	≥88%	<0.5W	>0.9	105	42	24
⋮	⋮	⋮	⋮	⋮	⋮	⋮	⋮	⋮	⋮	⋮	⋮
EIP016C1000L2	220-240VAC 50/60Hz	DC1000mA	9.5-16V	50℃	85℃	≥81%	<0.5W	>0.9	105	42	24

Constant Current : High PF Driver For Universal

SELV

Feature

- Installation:Independent.
- Supply connection:Terminal block
- Load connection:Series connection.
- Short circuit protection; Thermal protection.

Compliance

- Magnetic Emission EN55015
- Harmonic EN61000-3-2.
- Flicker EN61000-3-3.Immunity EN61547.
- Safety EN61347-1,EN61347-2-13; EN60598-1,EN60598-2-6;

12W (step path of current is 50mA)

Model	Input Voltage	Constant Current	Operating Voltage Range	Ta	Tc	Typical Efficiency	Standby Power	Power Factor	Dimensions		
									L(mm)	W(mm)	H(mm)
EIP012C0300LH	100-240VAC 50/60Hz	DC300mA	26-40V	50℃	80℃	≥88%	<0.5W	>0.9	115	45	27.5
⋮	⋮	⋮	⋮	⋮	⋮	⋮	⋮	⋮	⋮	⋮	⋮
EIP012C0900LH	100-240VAC 50/60Hz	DC900mA	8-13.5V	50℃	80℃	≥81%	<0.5W	>0.9	115	45	27.5

16W (step path of current is 50mA)

Model	Input Voltage	Constant Current	Operating Voltage Range	Ta	Tc	Typical Efficiency	Standby Power	Power Factor	Dimensions		
									L(mm)	W(mm)	H(mm)
EIP016C0300LH	100-240VAC 50/60Hz	DC300mA	35-53.5V	50℃	80℃	≥88%	<0.5W	>0.9	115	45	27.5
⋮	⋮	⋮	⋮	⋮	⋮	⋮	⋮	⋮	⋮	⋮	⋮
EIP016C1050LH	100-240VAC 50/60Hz	DC1050mA	10-15.5V	50℃	80℃	≥81%	<0.5W	>0.9	115	45	27.5

21W (step path of current is 50mA)

Model	Input Voltage	Constant Current	Operating Voltage Range	Ta	Tc	Typical Efficiency	Standby Power	Power Factor	Dimensions		
									L(mm)	W(mm)	H(mm)
EIP021C0300LX	100-240VAC 50/60Hz	DC300mA	46-70V	50℃	80℃	≥88%	<0.5W	>0.9	115	45	27.5
⋮	⋮	⋮	⋮	⋮	⋮	⋮	⋮	⋮	⋮	⋮	⋮
EIP021C1050LX	100-240VAC 50/60Hz	DC1050mA	12-20V	50℃	80℃	≥81%	<0.5W	>0.9	115	45	27.5

30W (step path of current is 50mA)

Model	Input Voltage	Constant Current	Operating Voltage Range	Ta	Tc	Typical Efficiency	Standby Power	Power Factor	Dimensions		
									L(mm)	W(mm)	H(mm)
EIP030C0350LX	100-240VAC 50/60Hz	DC350mA	57-86V	50℃	80℃	≥90%	<0.5W	>0.9	140	45	27.5
⋮	⋮	⋮	⋮	⋮	⋮	⋮	⋮	⋮	⋮	⋮	⋮
EIP030C1200LX	100-240VAC 50/60Hz	DC1200mA	17-25V	50℃	80℃	≥86%	<0.5W	>0.9	140	45	27.5

Constant Current : High PF Driver For Universal

SELV

Feature

- Installation:Independent.
- Supply connection:Terminal block
- Load connection: Series connection.
- Short circuit protection ; Thermal protection.

Compliance

- Magnetic Emission EN55015
- Harmonic EN61000-3-2.
- Flicker EN61000-3-3.Immunity EN61547.
- Safety EN61347-1,EN61347-2-13; EN60598-1,EN60598-2-6;

40W (step path of current is 50mA) CE

Model	Input Voltage	Constant Current	Operating Voltage Range	Ta	Tc	Typical Efficiency	Standby Power	Power Factor	Dimensions		
									L(mm)	W(mm)	H(mm)
EIP040C0500LH	100-240VAC 50/60Hz	DC500mA	53-80V	50℃	85℃	≥89%	<0.5W	>0.9	157	54	36
EIP040C0550LH	100-240VAC 50/60Hz	DC550mA	48-73V	50℃	85℃	≥87%	<0.5W	>0.9	157	54	36
I	I	I	I	I	I	I	I	I	I	I	I
EIP040C1500LH	100-240VAC 50/60Hz	DC1500mA	17-27V	50℃	85℃	≥86%	<0.5W	>0.9	157	54	36

50W (step path of current is 50mA) CE

Model	Input Voltage	Constant Current	Operating Voltage Range	Ta	Tc	Typical Efficiency	Standby Power	Power Factor	Dimensions		
									L(mm)	W(mm)	H(mm)
EIP050C0700LH	100-240VAC 50/60Hz	DC700mA	47-71.5V	50℃	85℃	≥87%	<0.5W	>0.9	157	54	36
EIP050C0750LH	100-240VAC 50/60Hz	DC750mA	44-67V	50℃	85℃	≥87%	<0.5W	>0.9	157	54	36
EIP050C0800LH	100-240VAC 50/60Hz	DC800mA	40-60V	50℃	85℃	≥87%	<0.5W	>0.9	157	54	36
I	I	I	I	I	I	I	I	I	I	I	I
EIP050C1400LH	100-240VAC 50/60Hz	DC1400mA	24-36V	50℃	85℃	≥87%	<0.5W	>0.9	157	54	36

Constant Current : High PF Driver With Low Ripple

CE SELV

Feature

- Installation : Independent.
- Supply connection : Terminal block.
- Load connection : Series connection.
- Short circuit protection ; Thermal protection.

Compliance

- Magnetic Emission EN55015
- Harmonic EN61000-3-2.
- Flicker EN61000-3-3.Immunity EN61547.
- Safety EN61347-1,EN61347-2-13; EN60598-1,EN60598-2-6;

10W (step path of current is 100mA)

Model	Input Voltage	Constant Current	Operating Voltage Range	Ta	Tc	Typical Efficiency	Standby Power	Power Factor	Dimensions		
									L(mm)	W(mm)	H(mm)
ELP010C0350LS	100-240VAC 50/60Hz	DC350mA	15-29V	50℃	75℃	≥81%	<0.3W	>0.9	111	42	24
I	I	I	I	I	I	I	I	I	I	I	I
ELP010C1000LS	100-240VAC 50/60Hz	DC1000mA	5-10V	50℃	75℃	≥78%	<0.3W	>0.9	111	42	24

20W (step path of current is 100mA)

Model	Input Voltage	Constant Current	Operating Voltage Range	Ta	Tc	Typical Efficiency	Standby Power	Power Factor	Dimensions		
									L(mm)	W(mm)	H(mm)
ELP020C0350LS	100-240VAC 50/60Hz	DC350mA	29-57V	50℃	85℃	≥84%	<0.3W	>0.9	132	45	24
I	I	I	I	I	I	I	I	I	I	I	I
ELP020C1400LS	100-240VAC 50/60Hz	DC1400mA	7-14V	50℃	85℃	≥81%	<0.3W	>0.9	132	45	24

25W (step path of current is 50mA)

Model	Input Voltage	Constant Current	Operating Voltage Range	Ta	Tc	Typical Efficiency	Standby Power	Power Factor	Dimensions		
									L(mm)	W(mm)	H(mm)
ECP025C0350LH	100-240VAC 50/60Hz	DC350mA	47-71.5V	50℃	80℃	≥85%	<0.5W	>0.9	140	45	27.5
I	I	I	I	I	I	I	I	I	I	I	I
ECP025C1200LH	100-240VAC 50/60Hz	DC1200mA	14-21V	50℃	80℃	≥84%	<0.5W	>0.9	140	45	27.5

30W (step path of current is 50mA)

Model	Input Voltage	Constant Current	Operating Voltage Range	Ta	Tc	Typical Efficiency	Standby Power	Power Factor	Dimensions		
									L(mm)	W(mm)	H(mm)
ECP030C0350LH	100-240VAC 50/60Hz	DC350mA	47-71.5V	50℃	80℃	≥85%	<0.5W	>0.9	140	45	27.5
I	I	I	I	I	I	I	I	I	I	I	I
ECP030C1200LH	100-240VAC 50/60Hz	DC1200mA	14-21V	50℃	80℃	≥84%	<0.5W	>0.9	140	45	27.5

Constant Current : High PF Driver With Low Ripple

SELV

36W (step path of current is 50mA)

Model	Input Voltage	Constant Current	Operating Voltage Range	Ta	Tc	Typical Efficiency	Standby Power	Power Factor	Dimensions		
									L(mm)	W(mm)	H(mm)
ECP036C0350LH	100-240VAC 50/60Hz	DC350mA	47-71.5V	50℃	80℃	≥85%	<0.5W	>0.9	140	45	27.5
ECP036C0400LH	100-240VAC 50/60Hz	DC400mA	41.5-62.5V	50℃	80℃	≥85%	<0.5W	>0.9	140	45	27.5
⋮	⋮	⋮	⋮	⋮	⋮	⋮	⋮	⋮	⋮	⋮	⋮
ECP036C1200LH	100-240VAC 50/60Hz	DC1200mA	14-21V	50℃	80℃	≥84%	<0.5W	>0.9	140	45	27.5

40W (step path of current is 50mA)

Model	Input Voltage	Constant Current	Operating Voltage Range	Ta	Tc	Typical Efficiency	Standby Power	Power Factor	Dimensions		
									L(mm)	W(mm)	H(mm)
EDP040C0500LH	100-240VAC 50/60Hz	DC500mA	53-80V	50℃	80℃	≥86%	<2W	>0.9	166	50	33
EDP040C0550LH	100-240VAC 50/60Hz	DC550mA	48.5-73V	50℃	80℃	≥86%	<2W	>0.9	166	50	33
⋮	⋮	⋮	⋮	⋮	⋮	⋮	⋮	⋮	⋮	⋮	⋮
EDP040C1500LH	100-240VAC 50/60Hz	DC1500mA	18-27V	50℃	80℃	≥85%	<2W	>0.9	166	50	33

50W (step path of current is 50mA)

Model	Input Voltage	Constant Current	Operating Voltage Range	Ta	Tc	Typical Efficiency	Standby Power	Power Factor	Dimensions		
									L(mm)	W(mm)	H(mm)
EDP050C0700LS	220-240VAC 50/60Hz	DC700mA	47.5-71.5V	50℃	80℃	≥87%	<2W	>0.9	166	50	33
EDP050C0800LS	220-240VAC 50/60Hz	DC800mA	41.5-62.5V	50℃	80℃	≥87%	<2W	>0.9	166	50	33
⋮	⋮	⋮	⋮	⋮	⋮	⋮	⋮	⋮	⋮	⋮	⋮
EDP050C1500LS	220-240VAC 50/60Hz	DC1500mA	23-34V	50℃	80℃	≥86%	<2W	>0.9	166	50	33

60W (step path of current is 50mA)

Model	Input Voltage	Constant Current	Operating Voltage Range	Ta	Tc	Typical Efficiency	Standby Power	Power Factor	Dimensions		
									L(mm)	W(mm)	H(mm)
EDP060C0600LS	220-240VAC 50/60Hz	DC600mA	66-100V	50℃	85℃	≥87%	<2W	>0.9	157	54	36
EDP060C0650LS	220-240VAC 50/60Hz	DC650mA	61-92.5V	50℃	85℃	≥87%	<2W	>0.9	157	54	36
⋮	⋮	⋮	⋮	⋮	⋮	⋮	⋮	⋮	⋮	⋮	⋮
EDP060C1800LS	220-240VAC 50/60Hz	DC1800mA	22-33.5V	50℃	85℃	≥86%	<2W	>0.9	157	54	36

Dimmable LED Driver: Triac Dimmable Driver With Low Ripple

SELV

Feature

- Installation: Independent.
- Supply connection: Terminal block.
- Load connection: Series connection.
- Short circuit protection: Thermal protection.

Compliance

- Magnetic Emission EN55015
- Harmonic EN61000-3-2.
- Flicker EN61000-3-3.Immunity EN61547.
- Safety IEC61347-1,IEC61347-2-13; IEC60598-1, IEC60598-2-6

6W (step path of current is 50mA)

Model	Input Voltage	Constant Current	adjustable current range	Operating Voltage Range	Ta	Tc	Typical Efficiency	Standby Power	Power Factor	Dimensions		
										L(mm)	W(mm)	H(mm)
ELP006C0200LSD1	220-240VAC 50/60Hz	DC200mA	10-200mA	20-30V	50℃	80℃	≥76%	<1W	≥0.9	111	42	24
ELP006C0250LSD1	220-240VAC 50/60Hz	DC250mA	12.5-250mA	16-24V	50℃	80℃	≥76%	<1W	≥0.9	111	42	24
⋮	⋮	⋮	⋮	⋮	⋮	⋮	⋮	⋮	⋮	⋮	⋮	⋮
ELP006C0700LSD1	220-240VAC 50/60Hz	DC700mA	35-700mA	5.7-8.6V	50℃	80℃	≥74%	<1W	≥0.9	111	42	24

9W (step path of current is 50mA)

Model	Input Voltage	Constant Current	adjustable current range	Operating Voltage Range	Ta	Tc	Typical Efficiency	Standby Power	Power Factor	Dimensions		
										L(mm)	W(mm)	H(mm)
ELP009C0200LSD1	220-240VAC	200mA	10-200mA	30-45V	50℃	80℃	≥81%	<1W	≥0.9	111	42	24
ELP009C0250LSD1	220-240VAC	250mA	12-250mA	24-36V	50℃	80℃	≥81%	<1W	≥0.9	111	42	24
⋮	⋮	⋮	⋮	⋮	⋮	⋮	⋮	⋮	⋮	⋮	⋮	⋮
ELP009C0700LSD1	220-240VAC	700mA	35-700mA	8.6-13V	50℃	80℃	≥78%	<1W	≥0.9	111	42	24

12W (step path of current is 50mA)

Model	Input Voltage	Constant Current	adjustable current range	Operating Voltage Range	Ta	Tc	Typical Efficiency	Standby Power	Power Factor	Dimensions		
										L(mm)	W(mm)	H(mm)
ELP012C0200LSD1	220-240VAC	200mA	10-200mA	40-60V	50℃	80℃	≥84%	<1W	≥0.9	111	42	24
ELP012C0250LSD1	220-240VAC	250mA	12-250mA	32-48V	50℃	80℃	≥83%	<1W	≥0.9	111	42	24
⋮	⋮	⋮	⋮	⋮	⋮	⋮	⋮	⋮	⋮	⋮	⋮	⋮
ELP012C0700LSD1	220-240VAC	700mA	35-700mA	11.5-17.5V	50℃	80℃	≥81%	<1W	≥0.9	111	42	24

Dimmable LED Driver: Triac Dimmable Driver With Low Ripple

SELV

Feature

- Installation: Independent.
- Supply connection: Terminal block.
- Load connection: Series connection.
- Short circuit protection: Thermal protection.

Compliance

- Magnetic Emission EN55015
- Harmonic EN61000-3-2.
- Flicker EN61000-3-3.Immunity EN61547.
- Safety EN61347-1,EN61347-2-13; EN60598-1. EN60598-2-6

20W (step path of current is 50mA)

Model	Input Voltage	Constant Current	adjustable current range	Operating Voltage Range	Ta	Tc	Typical Efficiency	Standby Power	Power Factor	Dimensions		
										L(mm)	W(mm)	H(mm)
ELP020C0350LSD1	220-240VAC	350mA	18-350mA	34-58V	50℃	80℃	≥85%	<1W	≥0.9	132	45	24
ELP020C0400LSD1	220-240VAC	400mA	20-400mA	30-50V	50℃	80℃	≥84%	<1W	≥0.9	132	45	24
I	I	I	I	I	I	I	I	I	I	I	I	I
ELP020C1400LSD1	220-240VAC	1400mA	75-1400mA	8.5-14V	50℃	80℃	≥82%	<1W	≥0.9	132	45	24

30W (step path of current is 100mA)

Model	Input Voltage	Constant Current	adjustable current range	Operating Voltage Range	Ta	Tc	Typical Efficiency	Standby Power	Power Factor	Dimensions		
										L(mm)	W(mm)	H(mm)
ELP030C0350LSD1	220-240VAC	350mA	18-350mA	57-86V	50℃	85℃	≥88%	<2W	≥0.9	156	50	33
ELP030C0400LSD1	220-240VAC	400mA	20-400mA	50-75V	50℃	85℃	≥84%	<2W	≥0.9	156	50	33
I	I	I	I	I	I	I	I	I	I	I	I	I
ELP030C1400LSD1	220-240VAC	1400mA	75-1400mA	14-21.5V	50℃	85℃	≥85%	<2W	≥0.9	156	50	33

36W (step path of current is 100mA) (Ripple Current< ±20%)

Model	Input Voltage	Constant Current	adjustable current range	Operating Voltage Range	Ta	Tc	Typical Efficiency	Standby Power	Power Factor	Dimensions		
										L(mm)	W(mm)	H(mm)
ELP036C0500LSD1	220-240VAC	500mA	25-500mA	40-70V	50℃	80℃	≥86%	<2W	≥0.9	156	50	33
ELP036C0600LSD1	220-240VAC	600mA	30-600mA	34-60V	50℃	80℃	≥86%	<2W	≥0.9	156	50	33
I	I	I	I	I	I	I	I	I	I	I	I	I
ELP036C1000LSD1	220-240VAC	1000mA	75-1500mA	20-35V	50℃	80℃	≥84%	<2W	≥0.9	156	50	33

Dimmable LED Driver: Triac Dimmable Driver With Low Ripple

SELV

Feature

- Installation: Independent.
- Supply connection: Terminal block.
- Load connection: Series connection.
- Short circuit protection: Thermal protection.

Compliance

- Magnetic Emission EN55015
- Harmonic EN61000-3-2.
- Flicker EN61000-3-3.Immunity EN61547.
- Safety EN61347-1,EN61347-2-13; EN60598-1. EN60598-2-6

50W (step path of current is 50mA)

Model	Input Voltage	Constant Current	adjustable current range	Operating Voltage Range	Ta	Tc	Typical Efficiency	Standby Power	Power Factor	Dimensions		
										L(mm)	W(mm)	H(mm)
EIP050C0500LSD1	220-240VAC	500mA	25-500mA	67-100V	50℃	85℃	≥87%	<1W	≥0.9	157	54	36
EIP050C0550LSD1	220-240VAC	550mA	28-550mA	60-91V	50℃	85℃	≥86%	<1W	≥0.9	157	54	36
I	I	I	I	I	I	I	I	I	I	I	I	I
EIP050C01400LSD1	220-240VAC	1400mA	75-1400mA	24-36V	50℃	85℃	≥84%	<1W	≥0.9	157	54	36

60W (step path of current is 100mA)

Model	Input Voltage	Constant Current	adjustable current range	Operating Voltage Range	Ta	Tc	Typical Efficiency	Standby Power	Power Factor	Dimensions		
										L(mm)	W(mm)	H(mm)
EIP060C0600LSD1	220-240VAC	600mA	30-600mA	67-100V	50℃	85℃	≥87%	<2W	≥0.9	166	50	33
EIP060C0650LSD1	220-240VAC	650mA	33-650mA	61-92.5V	50℃	85℃	≥87%	<2W	≥0.9	166	50	33
I	I	I	I	I	I	I	I	I	I	I	I	I
EIP060C1400LSD1	220-240VAC	1400mA	70-1400mA	28-43V	50℃	85℃	≥85%	<2W	≥0.9	166	50	33

15W (step path of current is 50mA)

Model	Input Voltage	Constant Current	adjustable current range	Operating Voltage Range	Ta	Tc	Typical Efficiency	Standby Power	Power Factor	Dimensions		
										L(mm)	W(mm)	H(mm)
ELP015C0300LSD1	220-240VAC	300mA	15-300mA	34-50V	50℃	80℃	≥85%	<1W	≥0.9	115	45	27.5
ELP015C0350LSD1	220-240VAC	350mA	18-350mA	28-43V	50℃	80℃	≥85%	<1W	≥0.9	115	45	27.5
I	I	I	I	I	I	I	I	I	I	I	I	I
ELP015C0700LSD1	220-240VAC	700mA	35-700mA	14-21.5V	50℃	80℃	≥84%	<1W	≥0.9	115	45	27.5

Dimmable LED Driver: 0-10V Dimmable Driver For Universal (PWM)

Feature

- Installation: Built-in
- Supply connection: Terminal block
- Load connection: Series connection.
- Short circuit protection.

Compliance

- Magnetic Emission EN55015
- Harmonic EN61000-3-2.
- Flicker EN61000-3-3.Immunity EN61547.
- Safety EN61347-1,EN61347-2-13;

25W (step path of current is 50mA)

Model	Input Voltage	Constant Current	Operating Voltage Range	Ta	Tc	Typical Efficiency	Standby Power	Power Factor	Dimensions		
									L(mm)	W(mm)	H(mm)
EDP025C0350SHD4	100-240VAC 50/60Hz	DC350mA	36-72V	50℃	85℃	≥82%	<0.5W	≥0.9	106	68	22
EDP025C0400SHD4	100-240VAC 50/60Hz	DC400mA	31-62.5V	50℃	85℃	≥82%	<0.5W	≥0.9	106	68	22
⋮	⋮	⋮	⋮	⋮	⋮	⋮	⋮	⋮	⋮	⋮	⋮
EDP025C1000SHD4	100-240VAC 50/60Hz	DC1000mA	12.5-25V	50℃	85℃	≥80%	<0.5W	≥0.9	106	68	22

30W (step path of current is 50mA)

Model	Input Voltage	Constant Current	Operating Voltage Range	Ta	Tc	Typical Efficiency	Standby Power	Power Factor	Dimensions		
									L(mm)	W(mm)	H(mm)
EDP030C0350SHD4	100-240VAC 50/60Hz	DC350mA	43-86V	50℃	85℃	≥83%	<0.5W	≥0.9	124	80	22
EDP030C0400SHD4	100-240VAC 50/60Hz	DC400mA	37.5-75V	50℃	85℃	≥82%	<0.5W	≥0.9	124	80	22
⋮	⋮	⋮	⋮	⋮	⋮	⋮	⋮	⋮	⋮	⋮	⋮
EDP030C1000SHD4	100-240VAC 50/60Hz	DC1000mA	15-30V	50℃	85℃	≥82%	<0.5W	≥0.9	124	80	22

50W (step path of current is 50mA)

Model	Input Voltage	Constant Current	Operating Voltage Range	Ta	Tc	Typical Efficiency	Standby Power	Power Factor	Dimensions		
									L(mm)	W(mm)	H(mm)
EDP050C0500SHD4	100-240VAC 50/60Hz	DC500mA	50-100V	50℃	85℃	≥87%	<0.5W	≥0.9	124	80	22
EDP050C0550SHD4	100-240VAC 50/60Hz	DC550mA	45.5-91V	50℃	85℃	≥86%	<0.5W	≥0.9	124	80	22
⋮	⋮	⋮	⋮	⋮	⋮	⋮	⋮	⋮	⋮	⋮	⋮
EDP050C1200SHD4	100-240VAC 50/60Hz	DC1200mA	21-42V	50℃	85℃	≥85%	<0.5W	≥0.9	124	80	22

Dimmable LED Driver: 0-10V Dimmable Driver For EU (PWM)

Feature

- Installation: Built-in
- Supply connection: Terminal block
- Load connection: Series connection.
- Short circuit protection.

Compliance

- Magnetic Emission EN55015
- Harmonic EN61000-3-2.
- Flicker EN61000-3-3.Immunity EN61547.
- Safety EN61347-1,EN61347-2-13;

10W (step path of current is 50mA)

Model	Input Voltage	Constant Current	Operating Voltage Range	Ta	Tc	Typical Efficiency	Standby Power	Power Factor	Dimensions		
									L(mm)	W(mm)	H(mm)
EDP010C0200SHD4	220-240VAC 50/60Hz	DC200mA	25-50V	50℃	75℃	≥76%	<0.5W	≥0.9	106	68	22
⋮	⋮	⋮	⋮	⋮	⋮	⋮	⋮	⋮	⋮	⋮	⋮
EDP010C0700SHD4	220-240VAC 50/60Hz	DC700mA	8-14.5V	50℃	75℃	≥76%	<0.5W	≥0.9	106	68	22

15W (step path of current is 50mA)

Model	Input Voltage	Constant Current	Operating Voltage Range	Ta	Tc	Typical Efficiency	Standby Power	Power Factor	Dimensions		
									L(mm)	W(mm)	H(mm)
EDP015C0200SHD4	220-240VAC 50/60Hz	DC200mA	37.5-75V	50℃	80℃	≥80%	<0.5W	≥0.9	106	68	22
EDP015C0250SHD4	220-240VAC 50/60Hz	DC250mA	30-60V	50℃	80℃	≥80%	<0.5W	≥0.9	106	68	22
⋮	⋮	⋮	⋮	⋮	⋮	⋮	⋮	⋮	⋮	⋮	⋮
EDP015C1000SHD4	220-240VAC 50/60Hz	DC1000mA	8-15V	50℃	80℃	≥80%	<0.5W	≥0.9	106	68	22

25W (step path of current is 50mA)

Model	Input Voltage	Constant Current	Operating Voltage Range	Ta	Tc	Typical Efficiency	Standby Power	Power Factor	Dimensions		
									L(mm)	W(mm)	H(mm)
EDP025C0350SHD4	220-240VAC 50/60Hz	DC350mA	36-71.5V	50℃	85℃	≥82%	<0.5W	≥0.9	106	68	22
⋮	⋮	⋮	⋮	⋮	⋮	⋮	⋮	⋮	⋮	⋮	⋮
EDP025C1000SHD4	220-240VAC 50/60Hz	DC1000mA	12.5-25V	50℃	85℃	≥82%	<0.5W	≥0.9	106	68	22

30W (step path of current is 50mA)

Model	Input Voltage	Constant Current	Operating Voltage Range	Ta	Tc	Typical Efficiency	Standby Power	Power Factor	Dimensions		
									L(mm)	W(mm)	H(mm)
EDP030C0350SHD4	220-240VAC 50/60Hz	DC350mA	43-86V	50℃	85℃	≥88%	<0.5W	≥0.9	124	80	22
EDP030C0400SHD4	220-240VAC 50/60Hz	DC400mA	37.5-75V	50℃	85℃	≥87%	<0.5W	≥0.9	124	80	22
⋮	⋮	⋮	⋮	⋮	⋮	⋮	⋮	⋮	⋮	⋮	⋮
EDP030C1000SHD4	220-240VAC 50/60Hz	DC1000mA	15-30V	50℃	85℃	≥85%	<0.5W	≥0.9	124	80	22

Dimmable LED Driver: RF Control Dimmable Driver With CCT

Feature

- Installation:Built-in
- Supply connection:Terminal block
- Load connection: Series connection.
- Short circuit protection.

Compliance

- Magnetic Emission EN55015
- Harmonic EN61000-3-2.
- Flicker EN61000-3-3.Immunity EN61547.
- Safety EN61347-1,EN61347-2-13;
- Control Mode: RF , multi-current output

25W (step path of current is 50mA)

Model	Input Voltage	Constant Current	Operating Voltage Range	Ta	Tc	Typical Efficiency	Standby Power	Power Factor	Dimensions		
									L(mm)	W(mm)	H(mm)
EDP025C0350SSD5	220-240VAC 50/60Hz	DC350mA	35-71.5V	50℃	80℃	≥83%	<0.5W	≥0.9	106	68	22
EDP025C0300SSD5	220-240VAC 50/60Hz	DC300mA	35-71.5V	50℃	80℃	≥83%	<0.5W	≥0.9	106	68	22
⋮	⋮	⋮	⋮	⋮	⋮	⋮	⋮	⋮	⋮	⋮	⋮
EDP025C0250SSD5	220-240VAC 50/60Hz	DC200mA	35-71.5V	50℃	80℃	≥83%	<0.5W	≥0.9	106	68	22

35W (step path of current is 50mA)

Model	Input Voltage	Constant Current	Operating Voltage Range	Ta	Tc	Typical Efficiency	Standby Power	Power Factor	Dimensions		
									L(mm)	W(mm)	H(mm)
EDP035C0700SSD5	220-240VAC 50/60Hz	DC700mA	25-50V	50℃	85℃	≥85%	<0.5W	≥0.9	124	80	22
EDP035C0650SSD5	220-240VAC 50/60Hz	DC650mA	25-50V	50℃	85℃	≥85%	<0.5W	≥0.9	124	80	22
EDP035C0600SSD5	220-240VAC 50/60Hz	DC600mA	25-50V	50℃	85℃	≥84%	<0.5W	≥0.9	124	80	22
⋮	⋮	⋮	⋮	⋮	⋮	⋮	⋮	⋮	⋮	⋮	⋮
EDP035C0500SSD5	220-240VAC 50/60Hz	DC500mA	25-50V	50℃	85℃	≥83%	<0.5W	≥0.9	124	80	22

50W (step path of current is 50mA)

Model	Input Voltage	Constant Current	Operating Voltage Range	Ta	Tc	Typical Efficiency	Standby Power	Power Factor	Dimensions		
									L(mm)	W(mm)	H(mm)
EDP050C0700SSD5	220-240VAC 50/60Hz	DC700mA	35-71.5V	50℃	85℃	≥85%	<0.5W	≥0.9	124	80	22
EDP050C0650SSD5	220-240VAC 50/60Hz	DC650mA	35-71.5V	50℃	85℃	≥85%	<0.5W	≥0.9	124	80	22
EDP050C0600SSD5	220-240VAC 50/60Hz	DC600mA	35-71.5V	50℃	85℃	≥84%	<0.5W	≥0.9	124	80	22
⋮	⋮	⋮	⋮	⋮	⋮	⋮	⋮	⋮	⋮	⋮	⋮
EDP050C0500SSD5	220-240VAC 50/60Hz	DC500mA	35-71.5V	50℃	85℃	≥83%	<0.5W	≥0.9	124	80	22

Dimmable LED Driver: DALI Dimmable Driver With Low Ripple

Feature

- Installation:Built-in
- Supply connection:Terminal block
- Load connection: Series connection.
- Short circuit protection.

Compliance

- Magnetic Emission EN55015
- Harmonic EN61000-3-2.
- Flicker EN61000-3-3.Immunity EN61547.
- Safety EN61347-1,EN61347-2-13;

25W (step path of current is 100mA)

Model	Input Voltage	Constant Current	Operating Voltage Range	Ta	Tc	Typical Efficiency	Standby Power	Power Factor	Dimensions		
									L(mm)	W(mm)	H(mm)
EDP025C0350SHD8	100-240VAC 50/60Hz	DC350mA	48-72V	50℃	80℃	≥88%	<1W	≥0.9	106	67.5	22
EDP025C0500SHD8	100-240VAC 50/60Hz	DC500mA	30-50V	50℃	80℃	≥87%	<1W	≥0.9	106	67.5	22
EDP025C0600SHD8	100-240VAC 50/60Hz	DC600mA	28-42V	50℃	80℃	≥87%	<1W	≥0.9	106	67.5	22
⋮	⋮	⋮	⋮	⋮	⋮	⋮	⋮	⋮	⋮	⋮	⋮
EDP025C1000SHD8	100-240VAC 50/60Hz	DC1000mA	16-25V	50℃	80℃	≥85%	<1W	≥0.9	106	67.5	22

35W (step path of current is 100mA)

Model	Input Voltage	Constant Current	Operating Voltage Range	Ta	Tc	Typical Efficiency	Standby Power	Power Factor	Dimensions		
									L(mm)	W(mm)	H(mm)
EDP035C0350SHD8	100-240VAC 50/60Hz	DC350mA	66-100V	50℃	80℃	≥88%	<0.5W	≥0.9	124	80	22
EDP035C0500SHD8	100-240VAC 50/60Hz	DC500mA	46-70V	50℃	80℃	≥88%	<0.5W	≥0.9	124	80	22
EDP035C0600SHD8	100-240VAC 50/60Hz	DC600mA	40-60V	50℃	80℃	≥87%	<0.3W	≥0.9	124	80	22
⋮	⋮	⋮	⋮	⋮	⋮	⋮	⋮	⋮	⋮	⋮	⋮
EDP035C1200SHD8	100-240VAC 50/60Hz	DC1200mA	20-30V	50℃	80℃	≥86%	<0.3W	≥0.9	124	80	22

50W (step path of current is 100mA)

Model	Input Voltage	Constant Current	Operating Voltage Range	Ta	Tc	Typical Efficiency	Standby Power	Power Factor	Dimensions		
									L(mm)	W(mm)	H(mm)
EDP050C0700SHD8	100-240VAC 50/60Hz	DC700mA	47-71.5V	50℃	85℃	≥89%	<1W	≥0.9	107.5	76	30
EDP050C0800SHD8	100-240VAC 50/60Hz	DC800mA	41-62.5V	50℃	85℃	≥88%	<1W	≥0.9	107.5	76	30
EDP050C0900SHD8	100-240VAC 50/60Hz	DC900mA	37-55.5V	50℃	85℃	≥88%	<1W	≥0.9	107.5	76	30
⋮	⋮	⋮	⋮	⋮	⋮	⋮	⋮	⋮	⋮	⋮	⋮
EDP050C1500SHD8	100-240VAC 50/60Hz	DC1500mA	22-33.5V	50℃	85℃	≥86%	<1W	≥0.9	107.5	76	30

Dimmable LED Driver: Constant Voltage Dimmable Driver

SELV

Feature

- Installation: Built-in.
- Supply connection: Lead wire.
- Load connection: Parallel connection.
- Dimmable type: Leading-edge(triac) or trailing-edge
- Short circuit protection; Thermal protection.

Compliance

- Magnetic Emission EN55015
- Harmonic EN61000-3-2.
- Flicker EN61000-3-3.Immunity EN61547.
- Safety EN61347-1,EN61347-2-13;

Model	Input Voltage	Constant Voltage	Adjustable Voltage Range	Ta	Tc	Typical Efficiency	Standby Power	Power Factor	Dimensions		
									L(mm)	W(mm)	H(mm)
EBP030V0120LSD1	220-240VAC 50/60Hz	12VDC	8-12VDC	50℃	85℃	≥82%	<2W	≥0.9	95	54	33
EBP030V0240LSD1	220-240VAC 50/60Hz	24VDC	14-24VDC	50℃	85℃	≥85%	<2W	≥0.9	95	54	33

Model	Input Voltage	Constant Voltage	Adjustable Voltage Range	Ta	Tc	Typical Efficiency	Standby Power	Power Factor	Dimensions		
									L(mm)	W(mm)	H(mm)
EBP040V0120LSD1	220-240VAC 50/60Hz	12VDC	8-12VDC	50℃	85℃	≥82%	<2W	≥0.9	111	60	33
EBP040V0240LSD1	220-240VAC 50/60Hz	24VDC	14-24VDC	50℃	85℃	≥85%	<2W	≥0.9	111	60	33

NA Version LED Driver: Constant Current Driver

Intertek

Feature

- Class 2 power supply.
- Supply connection: Lead wire
- Load connection: Series connection.
- Short circuit protection; Thermal protection.

Compliance

NA Version:

- FCC part 15 ,subpart B.
- Safety UL1310, CSA C22.2 No.223

6W (step path of current is 50mA)

Model	Input Voltage	Constant Current	Operating Voltage Range	Ta	Tc	Typical Efficiency	Standby Power	Power Factor	Dimensions		
									L(mm)	W(mm)	H(mm)
EBP006C0200LE	100-120VAC	DC200mA	15-30V	50℃	75℃	>78%	<0.3W	>0.8	66.5	36.5	22
EBP006C0250LE	100-120VAC	DC250mA	12-24V	50℃	75℃	>78%	<0.3W	>0.8	66.5	36.5	22
EBP006C0300LE	100-120VAC	DC300mA	10-20V	50℃	75℃	>78%	<0.3W	>0.8	66.5	36.5	22
⋮	⋮	⋮	⋮	⋮	⋮	⋮	⋮	⋮	⋮	⋮	⋮
EBP006C0800LE	100-120VAC	DC800mA	3-7.5V	50℃	75℃	>75%	<0.3W	>0.8	66.5	36.5	22

Super Thin: Constant Current Driver

SELV

Feature

- Installation: Independent.
- Supply connection: Terminal block.
- Load connection: Parallel connection.
- Short circuit protection; Thermal protection.

Compliance

- Magnetic Emission EN55015.
- Harmonic EN61000-3-2.
- Flicker EN61000-3-3.Immunity EN61547.
- Safety EN61347-1, EN61347-2-13, EN60598-1,EN60598-2-6;

Model	Input Voltage	Output Voltage	Operating Current	Ta	Tc	Typical Efficiency	Standby Power	Power Factor	Dimensions		
									L(mm)	W(mm)	H(mm)
EIP015C0350US	220-240VAC 50/60Hz	28-43V	350mA	50℃	85℃	≥83%	<0.5W	≥0.9	130	40	16.5
EIP015C0400US	220-240VAC 50/60Hz	25-37.5V	400mA	50℃	85℃	≥83%	<0.5W	≥0.9	130	40	16.5
⋮	⋮	⋮	⋮	⋮	⋮	⋮	⋮	⋮	⋮	⋮	⋮
EIP015C0700US	220-240VAC 50/60Hz	14-21.5V	700mA	50℃	85℃	≥83%	<0.5W	≥0.9	241	31	16.5

Model	Input Voltage	Output Voltage	Operating Current	Ta	Tc	Typical Efficiency	Standby Power	Power Factor	Dimensions		
									L(mm)	W(mm)	H(mm)
EIP030C0350US	220-240VAC 50/60Hz	57-86V	350mA	50℃	85℃	≥85%	<0.5W	≥0.9	241	31	16.5
EIP030C0400US	220-240VAC 50/60Hz	50-75V	400mA	50℃	85℃	≥86%	<0.5W	≥0.9	241	31	16.5
⋮	⋮	⋮	⋮	⋮	⋮	⋮	⋮	⋮	⋮	⋮	⋮
EIP030C1000US	220-240VAC 50/60Hz	20-30V	1000mA	50℃	85℃	≥85%	<0.5W	≥0.9	241	31	16.5

Super Thin: Constant Voltage Driver

Feature

- Installation: Independent.
- Supply connection: Terminal block.
- Load connection: Parallel connection.
- Short circuit protection; Thermal protection.

Compliance

- Magnetic Emission EN55015.
- Harmonic EN61000-3-2.
- Flicker EN61000-3-3.Immunity EN61547.
- Safety EN61347-1, EN61347-2-13. EN60598-1,EN60598-2-6;

SELV

Model	Input Voltage	Output Voltage	Operating Current	Ta	Tc	Typical Efficiency	Standby Power	Power Factor	Dimensions		
									L(mm)	W(mm)	H(mm)
EIP015V0120US	220-240VAC 50/60Hz	12VDC	1.25A	50℃	85℃	≥85%	<0.5W	≥0.8	130	40	16.5
EIP015V0240US	220-240VAC 50/60Hz	24VDC	0.63A	50℃	85℃	≥86%	<0.5W	≥0.8	130	40	16.5
EIP030V0120US	220-240VAC 50/60Hz	12VDC	2.5A	50℃	85℃	≥83%	<1W	≥0.9	241	31	16.5
EIP030V0240US	220-240VAC 50/60Hz	24VDC	1.25A	50℃	85℃	≥85%	<1W	≥0.9	241	31	16.5

SELV

Model	Input Voltage	Output Voltage	Operating Current	Ta	Tc	Typical Efficiency	Standby Power	Power Factor	Dimensions		
									L(mm)	W(mm)	H(mm)
EIP060V0120US	220-240VAC 50/60Hz	12VDC	5A	45℃	85℃	≥83%	<0.5W	≥0.9	240	58	16.5
EDP060V0240US	220-240VAC 50/60Hz	24VDC	2.5A	45℃	85℃	>87%	<0.5W	>0.9	240	58	16.5

Constant Voltage : EU Version Driver

SELV

Feature

- Installation: Built-in.
- Supply connection: Terminal block.
- Load connection: Parallel connection.
- Short circuit protection.

Compliance

- Magnetic Emission EN55015.
- Harmonic EN61000-3-2.
- Flicker EN61000-3-3.Immunity EN61547.
- Safety EN61347-1, EN61347-2-13.

Model	Input Voltage	Output Voltage	Operating Current	Ta	Tc	Typical Efficiency	Standby Power	Power Factor	Dimensions		
									L(mm)	W(mm)	H(mm)
EBP006V0120SS	220-240VAC 50/60HZ	DC12V	0.5A	50℃	80℃	78%	<0.3W	>0.45	52	43	21.5
EBP006V0240SS	220-240VAC 50/60HZ	DC24V	0.25A	50℃	80℃	78%	<0.3W	>0.45	52	43	21.5
EBP009V0120SS	220-240VAC 50/60HZ	DC12V	0.75A	50℃	80℃	78%	<0.3W	>0.45	52	43	21.5
EBP009V0240SS	220-240VAC 50/60HZ	DC24V	0.38A	50℃	80℃	78%	<0.3W	>0.45	52	43	21.5

Constant Voltage : EU Version Driver

SELV

Feature

- Installation: Built-in.
- Supply connection: Lead wire.
- Load connection: Parallel connection.
- Short circuit protection.

Compliance

- Magnetic Emission EN55015.
- Harmonic EN61000-3-2.
- Flicker EN61000-3-3.Immunity EN61547.
- Safety EN61347-1, EN61347-2-13.

Model	Input Voltage	Output Voltage	Operating Current	Ta	Tc	Typical Efficiency	Standby Power	Power Factor	Dimensions		
									L(mm)	W(mm)	H(mm)
ELP006V0090LT	220-240VAC 50/60Hz	9VDC	0.67A	45℃	80℃	≥72%	<0.3W	≥0.5	50	40.8	21.5
ELP006V0120LT	220-240VAC 50/60Hz	12VDC	0.5A	45℃	80℃	≥76%	<0.3W	≥0.5	50	40.8	21.5
ELP006V0150LT	220-240VAC 50/60Hz	15VDC	0.4A	45℃	80℃	≥76%	<0.3W	≥0.5	50	40.8	21.5
ELP006V0240LT	220-240VAC 50/60Hz	24VDC	0.25A	45℃	80℃	≥76%	<0.3W	≥0.5	50	40.8	21.5

Constant Voltage : EU Version Driver

Feature

- Installation: Indepedent.
- Supply connection: Terminal block.
- Load connection: Parallel connection.
- Short circuit protection; Thermal protection.

Compliance

- Magnetic Emission EN55015.
- Harmonic EN61000-3-2.
- Flicker EN61000-3-3.Immunity EN61547.
- Safety EN61347-1, EN61347-2-13. EN60598-1,EN60598-2-6

SELV

Model	Input Voltage	Output Voltage	Operating Current	Ta	Tc	Typical Efficiency	Standby Power	Power Factor	Dimensions			Remark
									L(mm)	W(mm)	H(mm)	
ELP015V0120LS	220-240VAC 50/60Hz	12VDC	1.25A	50℃	80℃	≥87%	<0.3W	≥0.8	115	45	27.5	/
ELP015V0240LS	220-240VAC 50/60Hz	24VDC	0.63A	50℃	80℃	≥85%	<0.3W	≥0.8	115	45	27.5	/
ELP030V0120LS	220-240VAC 50/60Hz	12VDC	2.5A	50℃	80℃	≥85%	<0.3W	≥0.9	140	45	27.5	
ELP030V0240LS	220-240VAC 50/60Hz	24VDC	1.25A	50℃	80℃	≥86%	<0.3W	≥0.9	140	45	27.5	

SELV

Model	Input Voltage	Output Voltage	Operating Current	Ta	Tc	Typical Efficiency	Standby Power	Power Factor	Dimensions		
									L(mm)	W(mm)	H(mm)
EIP060V0120LS	220-240VAC 50/60Hz	12VDC	5A	45℃	85℃	≥86%	<0.3W	≥0.9	157	54	36
EIP060V0240LS	220-240VAC 50/60Hz	24VDC	2.5A	45℃	85℃	≥86%	<0.3W	≥0.9	157	54	36

SELV

Model	Input Voltage	Output Voltage	Operating Current	Ta	Tc	Typical Efficiency	Standby Power	Power Factor	Dimensions		
									L(mm)	W(mm)	H(mm)
EDP060V0240LS	220-240VAC 50/60Hz	24VDC	2.5A	50℃	85℃	≥86%	<1W	≥0.9	239	45.5	30
EDP100V0240LS	220-240VAC 50/60Hz	24VDC	3.75A	50℃	85℃	≥86%	<1W	≥0.9	229	60	35.5

Constant Voltage : EU Version Driver

SELV

Feature

- Installation: Built-in.
- Supply connection: Lead wire.
- Load connection: Parallel connection.
- Short circuit protection; Thermal protection; Over load protection.

Compliance

- Magnetic Emission EN55015.
- Harmonic EN61000-3-2.
- Flicker EN61000-3-3.
- Immunity EN61547.
- Safety EN61347-1, EN61347-2-13.

Model	Input Voltage	Output Voltage	Operating Current	Ta	Tc	Typical Efficiency	Standby Power	Power Factor	Dimensions			Remark
									L(mm)	W(mm)	H(mm)	
EBP012V0120LS	220-240VAC 50/60Hz	12VDC	1A	50℃	80℃	≥81%	<0.3W	≥0.8	74	48	24	
ELP18-12LS	220-240VAC 50/60Hz	12VDC	1.5A	50℃	85℃	≥83%	<0.3W	≥0.8	74	48	24	
ELP30-12LS	220-240VAC 50/60Hz	12VDC	2.5A	45℃	80℃	≥83%	<0.5W	≥0.9	95	54	33	
EBP030V0120LS	220-240VAC 50/60Hz	12VDC	2.5A	45℃	80℃	≥83%	<0.5W	≥0.9	95	54	33	/
EBP045V0120LS	220-240VAC 50/60Hz	12VDC	1.5A	50℃	85℃	≥85%	<0.3W	≥0.8	110	60	33	/

Model	Input Voltage	Output Voltage	Operating Current	Ta	Tc	Typical Efficiency	Standby Power	Power Factor	Dimensions			Remark
									L(mm)	W(mm)	H(mm)	
EBP012V0240LS	220-240VAC 50/60Hz	12VDC	1A	50℃	80℃	≥81%	<0.3W	≥0.8	74	48	24	
ELP18-24LS	220-240VAC 50/60Hz	12VDC	1.5A	50℃	85℃	≥83%	<0.3W	≥0.8	74	48	24	
ELP30-24LS	220-240VAC 50/60Hz	12VDC	2.5A	45℃	80℃	≥83%	<0.5W	≥0.9	95	53	33	
EBP030V0240LS	220-240VAC 50/60Hz	12VDC	2.5A	45℃	80℃	≥85%	<0.5W	≥0.9	95	53	33	/
EBP045V0240LS	220-240VAC 50/60Hz	12VDC	1.5A	50℃	85℃		<0.3W	≥0.8	110	60	33	/

Plug-in : EU verison Constant Current Driver

SELV

Feature

- Installation: Plug-in.
- Supply connection: 01 female socket.
- Load connection: Series connection.
- Standby Power<0.3.
- Short circuit protection; Thermal protection.

Compliance

- Magnetic Emission EN55015.
- Harmonic EN61000-3-2.
- Flicker EN61000-3-3.
- Immunity EN61547.
- Safety EN61347-1, EN61347-2-13. EN60598-2-6、EN60598-1

Model	Input Voltage	Constant Current	Operating Voltage Range	Ta	Tc	Typical Efficiency	Standby Power	Power Factor	Dimensions		
									L(mm)	W(mm)	H(mm)
ELP3X1PS	220-240VAC 50/60Hz	DC350mA	3-10. 5V	50℃	75℃	≥74%	<0.3W	≥0.5	68.5	72.5	22
ELP1X3PS	220-240VAC 50/60Hz	DC700mA	3-3. 5V	50℃	75℃	≥64%	<0.3W	≥0.5	66	72.5	22
ELP005C0350PS	220-240VAC 50/60Hz	DC350mA	7.2-18V	45℃	75℃	≥77%	<0.3W	≥0.5	66	72.5	23
ELP3X3PS	220-240VAC 50/60Hz	DC700mA	7-10. 5V	45℃	75℃	≥75%	<0.3W	≥0.7	83	76.5	22.5
ELP10X1PS	220-240VAC 50/60Hz	DC350mA	21-35V	45℃	75℃	≥78%	<0.3W	≥0.7	83	76.5	22.5
ELP4X3PS	220-240VAC 50/60Hz	DC700mA	7-14V	45℃	75℃	≥75%	<0.3W	≥0.7	83	58	22.5

Plug-in : NA Version Constant Current Driver

Feature

- Installation: Plug-in.
- Supply connection: 01 female socket.
- Load connection: Series connection.
- Standby Power<0.3.
- Short circuit protection; Thermal protection.

Compliance

- FCC Part 15, Subpart B.
- Safety UL1310, CSA C22.2 NO.223.

Model	Input Voltage	Constant Current	Operating Voltage Range	Ta	Tc	Typical Efficiency	Standby Power	Power Factor	Dimensions		
									L(mm)	W(mm)	H(mm)
ELP3X3PE	100-120VAC 50/60Hz	DC700mA	7V-10.5V	45℃	75℃	≥74.6%	<0.3W	>0.7	83	69	22.5
ELP4X3PE	100-120VAC 50/60Hz	DC700mA	9V-18V	45℃	75℃	≥76.5%	<0.3W	>0.7	83	52	22.5

Plug-in: EU Version Constant Voltage Driver

Feature

- Installation: Plug-in.
- Supply connection: 01 female socket.
- Load connection: Parallel connection.
- Standby Power<0.3.
- Short circuit protection; Thermal protection.

Compliance

- Magnetic Emission EN55015.
- Harmonic EN61000-3-2.
- Flicker EN61000-3-3.
- Immunity EN61547.
- Safety EN61347-1, EN61347-2-13. EN60598-1,EN60598-2-6

SELV

Model	Input Voltage	Output Voltage	Rated Load	Ta	Tc	Typical Efficiency	Standby Power	Power Factor	Dimensions		
									L(mm)	W(mm)	H(mm)
ELP06-12PS	220-240VAC 50/60Hz	12V	6W	45℃	75℃	≥78%	<0.3W	≥0.55	68.5	54	22
ELP12-12PS	220-240VAC 50/60Hz	12V	12W	45℃	80℃	≥78%	<0.3W	≥0.8	83	58	22.5

SELV

Model	Input Voltage	Output Voltage	Rated Load	Ta	Tc	Typical Efficiency	Standby Power	Power Factor	Dimensions		
									L(mm)	W(mm)	H(mm)
EIP018V0120PS	220-240VAC 50/60Hz	12V	18W	45℃	70℃	>82%	<0.1W	>0.7	87	47	70
EIP018V0240PS	220-240VAC 50/60Hz	24V	18W	45℃	70℃	>82%	<0.1W	>0.7	87	47	70

SELV

Model	Input Voltage	Output Voltage	Rated Load	Ta	Tc	Typical Efficiency	Standby Power	Power Factor	Dimensions		
									L(mm)	W(mm)	H(mm)
EIP036V0120PS	220-240VAC 50/60Hz	12V	36W	40℃	75℃	>84%	<0.3W	>0.9	103	49.5	34
EIP036V0240PS	220-240VAC 50/60Hz	24V	36W	40℃	75℃	>84%	<0.3W	>0.9	103	49.5	34

Water Proof : Constant Current Driver

SELV IP65

Feature

- Installation: Built-in.
- Supply connection: Lead wire.
- Load connection: Series connection.
- Short circuit protection; Thermal protection.

Compliance

- Magnetic Emission EN55015.
- Harmonic EN61000-3-2.
- Flicker EN61000-3-3.
- Immunity EN61547.
- Safety EN61347-1, EN61347-2-13.

Model	Input Voltage	Constant Current	Operating Voltage Range	Ta	Tc	Typical Efficiency	Standby Power	Power Factor	Dimensions		
									L(mm)	W(mm)	H(mm)
SLP01SS	100-240VAC 50/60Hz	DC350mA	0.5~4V	50℃	75℃	≥60%	<0.3W	≥0.45	52.5	26.5	21
SLP03SS	100-240VAC 50/60Hz	DC350mA	0.5~10V	50℃	75℃	≥60%	<0.3W	≥0.45	52.5	26.5	21
SLP03SS1	100-240VAC 50/60Hz	DC700mA	0.5~4V	50℃	85℃	≥46%	<0.3W	≥0.45	52.5	26.5	21

Model	Input Voltage	Constant Current	Operating Voltage Range	Ta	Tc	Typical Efficiency	Standby Power	Power Factor	Dimensions	
									Diameter(mm)	H(mm)
ELP3X3CS	100-240VAC 50/60Hz	DC700mA	3-10.5V	50℃	80℃	≥70%	<0.3W	≥0.45	Φ55	22.1
ELP9X1CS	100-240VAC 50/60Hz	DC350mA	15~31.5V	50℃	80℃	≥70%	<0.5W	≥0.45	Φ55	22.1
ELP6X3CS	100-240VAC 50/60Hz	DC700mA	13-26V	50℃	80℃	≥82%	<0.5W	≥0.85	Φ65	25.6
ELP18X1CS	100-240VAC 50/60Hz	DC350mA	26~52V	45℃	75℃	≥84%	<0.5W	≥0.85	Φ65	25.6
ELP9X3CS	220-240VAC 50/60Hz	DC700mA	21-36V	50℃	80℃	≥83%	<0.5W	≥0.85	Φ75	25.6

Water Proof : Constant Current Driver

SELV IP65

Feature

- Installation: Built-in.
- Supply connection: Lead wire.
- Load connection: Series connection.
- Short circuit protection; Thermal protection.

Compliance

- Magnetic Emission EN55015.
- Harmonic EN61000-3-2.
- Flicker EN61000-3-3.
- Immunity EN61547.
- Safety EN61347-1, EN61347-2-13.

6W (step path of current is 50mA) (Low ripple)

Model	Input Voltage	Constant Current	Operating Voltage Range	Ta	Tc	Typical Efficiency	Standby Power	Power Factor	Dimensions	
									Diameter(mm)	H(mm)
EBP006C0250CSP	220-240VAC 50/60Hz	DC250mA	12-24V	50℃	80℃	81%	<0.3W	>0.8	Φ55	22.5
EBP006C0300CSP	220-240VAC 50/60Hz	DC300mA	10-20V	50℃	80℃	80%	<0.3W	>0.8	Φ55	22.5
I	I	I	I	I	I	I	I	I	I	I
EBP006C0700CSP	220-240VAC 50/60Hz	DC700mA	5.5-11V	50℃	80℃	76%	<0.3W	>0.8	Φ55	22.5

12W (step path of current is 50mA)

Model	Input Voltage	Constant Current	Operating Voltage Range	Ta	Tc	Typical Efficiency	Standby Power	Power Factor	Dimensions	
									Diameter(mm)	H(mm)
EBP012C0200CSP	220-240VAC 50/60Hz	DC200mA	40-60V	50℃	75℃	85%	<0.3W	>0.9	Φ65	26
EBP012C0250CSP	220-240VAC 50/60Hz	DC250mA	32-48V	50℃	75℃	85%	<0.3W	>0.9	Φ65	26
I	I	I	I	I	I	I	I	I	Φ65	26
EBP012C0700CSP	220-240VAC 50/60Hz	DC700mA	11-17.5V	50℃	75℃	83%	<0.3W	>0.9	Φ65	26

18W (step path of current is 50mA)

Model	Input Voltage	Constant Current	Operating Voltage Range	Ta	Tc	Typical Efficiency	Standby Power	Power Factor	Dimensions	
									Diameter(mm)	H(mm)
EBP018C0300CSP	220-240VAC 50/60Hz	DC300mA	42~62V	50℃	75℃	86%	<0.5W	>0.9	Φ65	26
EBP018C0350CSP	220-240VAC 50/60Hz	DC350mA	34~52V	50℃	75℃	86%	<0.5W	>0.9	Φ65	26
I	I	I	I	I	I	I	I	I	I	I
EBP018C1000CSP	220-240VAC 50/60Hz	DC1000mA	12~18V	50℃	75℃	85%	<0.5W	>0.9	Φ65	26

25W (step path of current is 100mA)

Model	Input Voltage	Constant Current	Operating Voltage Range	Ta	Tc	Typical Efficiency	Standby Power	Power Factor	Dimensions	
									Diameter(mm)	H(mm)
EBP025C0300CSP	220-240VAC 50/60Hz	DC300mA	55-83V	50℃	85℃	87%	<0.3W	>0.9	Φ75	26
EBP025C0350CSP	220-240VAC 50/60Hz	DC350mA	48~72V	50℃	85℃	86%	<0.3W	>0.9	Φ75	26
I	I	I	I	I	I	I	I	I	I	I
EBP025C1200CSP	220-240VAC 50/60Hz	DC1200mA	14~21V	50℃	85℃	82%	<0.3W	>0.9	Φ75	26

Water Proof : Constant Current Driver

CE IP65

Feature

- Installation: Built-in.
- Supply connection: Lead wire.
- Load connection: Series connection.
- Short circuit protection; Thermal protection.

Compliance

- Magnetic Emission EN55015 . CISPR15
- Harmonic EN61000-3-2.
- Flicker EN61000-3-3. Immunity EN61547.
- Safety IEC61347-1, IEC61347-2-13.

Model	Input Voltage	Output Current	Operating Voltage Range	Ta	Tc	Typical Efficiency	Standby Power	Power Factor	Dimensions		
									L(mm)	W(mm)	H(mm)
ELP018C0350LSP	100-240VAC 50/60Hz	350mA	30-54V	50℃	80℃	≥85%	<0.3W	≥0.9	140	31.2	21.5
ELP018C0500LSP	100-240VAC 50/60Hz	500mA	21-36V	50℃	80℃	≥85%	<0.3W	≥0.9	140	31.2	21.5
ELP040C0700LSP	100-240VAC 50/60Hz	700mA	28-57V	50℃	80℃	≥88%	<0.3W	≥0.9	128	54	35

Water Proof: Constant Voltage Driver

CE IP65

Feature

- Installation: Built-in.
- Supply connection: Lead wire.
- Load connection: Series connection.
- Short circuit protection; Thermal protection.

Compliance

- Magnetic Emission EN55015 . CISPR15
- Harmonic EN61000-3-2.
- Flicker EN61000-3-3. Immunity EN61547.
- Safety IEC61347-1, IEC61347-2-13.

Model	Input Voltage	Output Voltage	Operating Current	Ta	Tc	Typical Efficiency	Standby Power	Power Factor	Dimensions		
									L(mm)	W(mm)	H(mm)
EBP020V0120LSP	220-240VAC 50/60Hz	12VDC	1.67A	50℃	80℃	>81℃	<0.3W	≥0.9	140	31.2	21.5
EBP020V0240LSP	220-240VAC 50/60Hz	24VDC	0.83A	50℃	80℃	>82℃	<0.3W	≥0.9	140	31.2	21.5
EBP040V0120LSP	220-240VAC 50/60Hz	12VDC	3.33A	50℃	80℃	>85.5℃	<0.3W	≥0.9	164	42.5	32
EBP040V0240LSP	220-240VAC 50/60Hz	24VDC	1.67A	50℃	80℃	>86℃	<0.3W	≥0.9	164	42.5	32
EBP060V0120LSP	220-240VAC 50/60Hz	12VDC	5A	50℃	80℃	>86℃	<0.5W	≥0.9	164	42.5	32
EBP060V0240LSP	220-240VAC 50/60Hz	24VDC	2.5A	50℃	80℃	>87℃	<0.5W	≥0.9	164	42.5	32

LED Power Supply: Constant Voltage Driver For Universal

CE IP65/IP67

Feature

- Installation: Independent.
- Supply connection: Lead wire.
- Power factor>0.9.
- Short circuit protection.

Compliance

- Magnetic Emission EN55015.
- Harmonic EN61000-3-2.
- Flicker EN61000-3-3.
- Immunity EN61547.
- Safety EN61347-1, EN61347-2-13. EN60598-1、EN60598-2-6.



Model	Input Voltage	Constant Voltage	Rated Load	Ta	Tc	Typical Efficiency	Power Factor	Dimensions		
								L(mm)	W(mm)	H(mm)
ESL035-12PV	100-240V	12V	35W	60℃	90℃	≥82%	>0.9	172	42.5	34.5
ESL035-24PV	100-240V	24V	35W	60℃	90℃	≥85%	>0.9	172	42.5	34.5
ESL060-12PV	100-240V	12VDC	60W	60℃	90℃	≥84%	>0.95	173	68	34.5
ESL060-24PV	100-240V	24VDC	60W	60℃	90℃	≥86%	>0.95	158	68	34.5
ESL075-12PV	100-240V	12VDC	75W	60℃	90℃	≥84%	>0.95	206	68	34.5
ESL075-24PV	100-240V	24VDC	75W	60℃	90℃	≥88%	>0.95	196	68	34.5
ESL100-12PV	100-240V	12VDC	100W	60℃	90℃	≥86%	>0.95	206	68	34.5
ESL100-24PV	100-240V	24VDC	100W	60℃	90℃	≥88%	>0.95	196	68	34.5
ESL150-12PV	100-240V	12VDC	150W	60℃	90℃	≥90%	>0.95	228	68	39.5
ESL150-24PV	100-240V	24VDC	150W	60℃	90℃	≥90%	>0.95	228	68	39.5
ESL220-12PV	100-240V	12VDC	220W	60℃	90℃	≥89%	>0.95	255	68	39.5
ESL220-24PV	100-240V	24VDC	220W	60℃	90℃	≥90%	>0.95	250	68	39.5
ESL300-12PV	100-240V	12VDC	300W	60℃	90℃	≥88%	>0.95	259	98	44.5
ESL300-24PV	100-240V	24VDC	300W	60℃	90℃	≥90%	>0.95	259	98	44.5
Remark	IP67的产品长度“L”须加10mm(300W除外)									

LED Power Supply: Constant Current Driver For Universal

IP65/IP67

Feature

- Installation: Independent.
- Supply connection: Lead wire.
- Power factor>0.9.
- Short circuit protection.

Compliance

- Magnetic Emission EN55015.
- Harmonic EN61000-3-2.
- Flicker EN61000-3-3.
- Immunity EN61547.
- Safety EN61347-1, EN61347-2-13. EN60598-1. EN60598-2-6.



Model	Input Voltage	Constant Current	Operating Voltage Range	Ta	Tc	Typical Efficiency	Power Factor	Dimensions		
								L(mm)	W(mm)	H(mm)
ESL035-24PC	100-277V	1450mA	12-24V	60℃	90℃	≥82%	>0.9	172	42.5	34.5
ESL035-50PC	100-277V	700mA	30-50V	60℃	90℃	≥85%	>0.9	172	42.5	34.5
ESL060-36PC	100-240V	1670mA	22-36V	60℃	90℃	≥88%	>0.95	173	68	34.5
ESL060-48PC	100-240V	1250mA	29-48V	60℃	90℃	≥88%	>0.95	158	68	34.5
ESL075-36PC	100-240V	2080mA	22-36V	60℃	90℃	≥88%	>0.95	206	68	34.5
ESL075-48PC	100-240V	1560mA	29-48V	60℃	90℃	≥88%	>0.95	196	68	34.5
ESL100-48PC	100-240V	2080mA	29-48V	60℃	90℃	≥88%	>0.95	206	68	34.5
ESL100-143PC	100-240V	700mA	86-143V	60℃	90℃	≥90%	>0.95	196	68	34.5
ESL150-48PC	100-240V	3125mA	29-48V	60℃	90℃	≥90%	>0.95	228	68	39.5
ESL150-214PC	100-240V	700mA	172-214V	60℃	90℃	≥90%	>0.95	228	68	39.5
ESL220-48PC	100-240V	4580mA	29-48V	60℃	90℃	≥90%	>0.95	255	68	39.5
ESL220-314PC	100-240V	700mA	190-314V	60℃	90℃	≥90%	>0.95	250	68	39.5
ESL300-48PC	100-240V	6250mA	29-48V	60℃	90℃	≥90%	>0.95	259	98	44.5
ESL300-214PC	100-240V	1400mA	130-214V	60℃	90℃	≥90%	>0.95	259	98	44.5
Remark	IP67的产品长度“L”须加10mm(300W除外)									

Constant Current : High PF Driver With T5/T8 Case

SELV

Feature

- Installation: Independent.
- Supply connection: Terminal block.
- Load connection: Series connection.
- Short circuit protection; Thermal protection.

Compliance

- Magnetic Emission EN55015
- Harmonic EN61000-3-2.
- Flicker EN61000-3-3.Immunity EN61547.
- Safety EN61347-1,EN61347-2-13; EN60598-1,EN60598-2-6;

32W (step path of current is 50mA)

Model	Input Voltage	Constant Current	Operating Voltage Range	Ta	Tc	Typical Efficiency	Standby Power	Power Factor	Dimensions		
									L(mm)	W(mm)	H(mm)
EHP032C0400LS	220-240VAC	400mA	60-80V	50℃	75℃	90%	<0.5W	>0.9	210	30	19
I	I	I	I	I	I	I	I	I	I	I	I
EHP032C0700LS	220-240VAC	700mA	32-46V	50℃	75℃	90%	<0.5W	>0.9	210	30	19

64W (step path of current is 50mA)

Model	Input Voltage	Constant Current	Operating Voltage Range	Ta	Tc	Typical Efficiency	Standby Power	Power Factor	Dimensions		
									L(mm)	W(mm)	H(mm)
EHP064C0400LS	220-240VAC	400mA	106-160V	50℃	75℃	90%	<0.5W	>0.9	280	30	22
I	I	I	I	I	I	I	I	I	I	I	I
EHP064C0700LS	220-240VAC	700mA	61-92V	50℃	75℃	90%	<0.5W	>0.9	280	30	22

LED Power Supply: Constant Voltage Driver For LED Light Strip

Feature

- Installation: Independent.
- Supply connection: Terminal block.
- Load connection: Parallel connection.
- Short circuit protection; Thermal protection.



Compliance

- Magnetic Emission EN55015.
- Harmonic EN61000-3-2.
- Flicker EN61000-3-3.
- Immunity EN61547.
- Safety EN61347-1, EN61347-2-13. EN60598-1、EN60598-2-6.

Model	Input Voltage	Output Voltage	Rated Load	Ta	Typical Efficiency	Line Regulation	Voltage Accuracy	Dimensions		
								L(mm)	W(mm)	H(mm)
ESE60-12M/24M	220-240VAC 50/60HZ	12/24VDC	60W	50℃	85-88%	±1%	±1%	129.5	98	38
ESE75-12M/24M	220-240VAC 50/60HZ	12/24VDC	75W	50℃	86-90%	±1%	±1%	160	98	42
ESE100-12M/24M	220-240VAC 50/60HZ	12/24VDC	100W	50℃	87-92%	±1%	±1%	169	98	38
ESE150-12M/24M	220-240VAC 50/60HZ	12/24VDC	150W	50℃	88-92%	±1%	±1%	198.5	98	42
ESE240-12M/24M	220-240VAC 50/60HZ	12/24VDC	240W	50℃	87-92%	±1%	±1%	198.5	98	42
ESE350-12M/24M	220-240VAC 50/60HZ	12/24VDC	350W	50℃	88-92%	±1%	±1%	240	46	30

Naming rule of LED power supply（4.6 version）

E I P 009 D 0700 P S D1 S
1 2 3 4 5 6 7 8 9 10

1. "E" stands for "Eaglerise"; "C" stands for that use client's housing or customized product for clients specially
2.Letter of product features (see chart Table. 1)
3. "P" stands for led power supply
4.Rated power of product (use three number representation) eg: 9W_009: 30W_030:100W_100
5.Letter of product output series (see chart Table. 2)
6.product output information (use four numbers representation)
eg: constant current series: 20mA_0020; 700mA_0700;1400mA_1400: constant voltage series: 5V_0050; 24V_0240; 24.5V_0245; 150V_1500; constant current and constant voltage series: (show value of constant current by default); multiplexed output series: refer to the method of double series;
7.Letter of housing shape
C: circle; M: metal; U: super thin power supply;
L: long and narrow; (length-width ratio≥2.0);
S: square (length-width ratio<2.0);
P: plug-in;
N: nude, no housing;
R: ellipse;
W: wall fixing;
(In the later of the standard name, adding "H" to distinguish in the circle housing with mesopore)
8.Input voltage/ Letter of EMC feature information(see chart Table.3)
9.Adding D+ number when product have function of dimming in the later of product name (see chart Table.4) or else blank.
10.Letter of IP grade and power factor: (see chart Table.5) Special explanation:
(1) .8th letter uses Arabic numerals 1-9, when products are designed and changed to new version but it doesn't replace primary products.
(2) .for plug-in product, 8th letter use corresponding plug letter;
S: Semko plug; B: British plug; A: Australian plug; E: ETL plug; P: PSE plug;
C: Chinese plug; K: Korean plug; I: Indonesian plug; G: Singaporean plug.

Table.1

Letter	Product features
B	Built-in (20% ripple)
I	Independent (20% ripple)
H	Non-isolated
D	C.V.+C.C.(1% ripple)
C	C.C+ linear (5% ripple)

Table.2

Letter	Product series
C	constant current series
V	constant voltage series
D	constant current and constant voltage series
M	multiplexed output series
S	Products have dial switch and it has many auxiliary function

Table.5

IP / λ	IP20	IP65	IP67
0.9	L	P	C
0.8	M	A	E
0.5	S	B	F

Table.3

Working voltage (VAC)	Rated voltage Uin (VAC)	Letter	Working voltage (VAC)	Rated voltage Uin (VAC)	Letter
90-110	100	P	90-305	100-240	X
250-305	277	U	Below 90	---	L
90-132	100-120	E	Below 90 VDC	---	D
176-264	220-240	S	No EMC Circuit Product		M/N
170-285	220-240	I	NA Version without FCC Circuit Product		F
90-264	100-240	H			

Table. 4

Dimming code	Explanation
D	Trailing-edge dimming model
D1	Leading-edge and Trailing-edge dimming model
D2	Remote control dimming model
D3	PWM signal control (switch, potentiometer,button, touch)
D4	Low voltage linear control dimming model (support 0-10V dimming)
D5	Multi-function dimming model
D6	Leading-edge and Trailing-edge and 0-10V dimming
D7	Subsection dimming model(dial switch, manual switch)
D8	DALI control dimming

Eaglerise Other Products For Lighting: Transformer/Ballast

Toroidal Lighting Transformer 25W-500W	Outdoor Lighting Transformer 105W-500W	Electronic Lighting Transformer 105W-300W	EHID Ballast 35W-150W	HID Ballast 35W-1000W